



# Monthly Financial Report January 2025



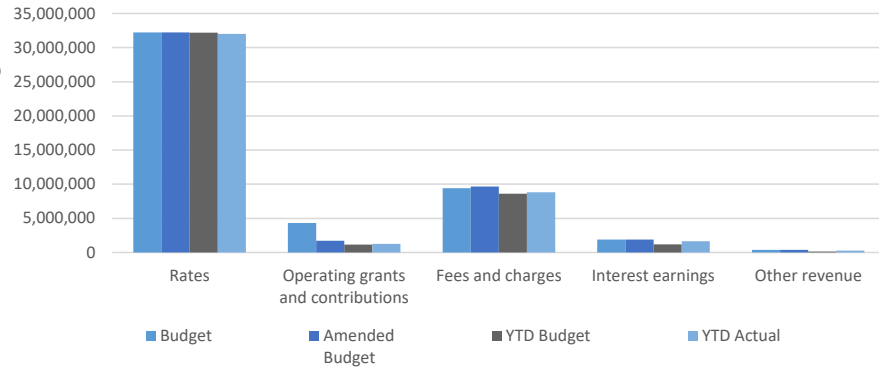
# Table of Contents

---

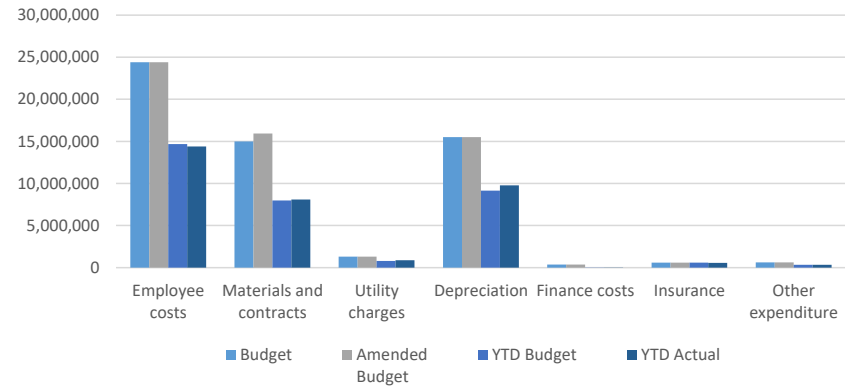
Financial Highlights	3
Statement of Financial Activity by Nature & Type	4
Statement of Comprehensive Income by Nature & Type	5
Statement of Net Current Assets	6
Statement of Financial Position	7
Capital Expenditure Report	8
Cash Backed Reserves Report	13
Outstanding Rates Report	15
Sundry Debtors Report	16
Schedule of Investments	17



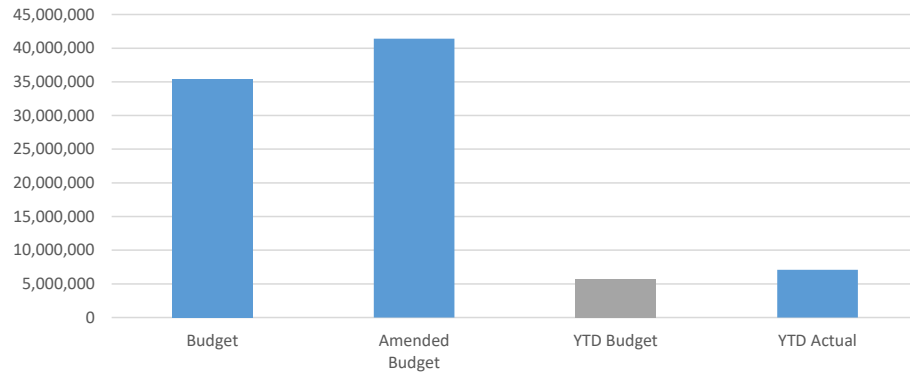
OPERATING REVENUE BY NATURE/TYPE



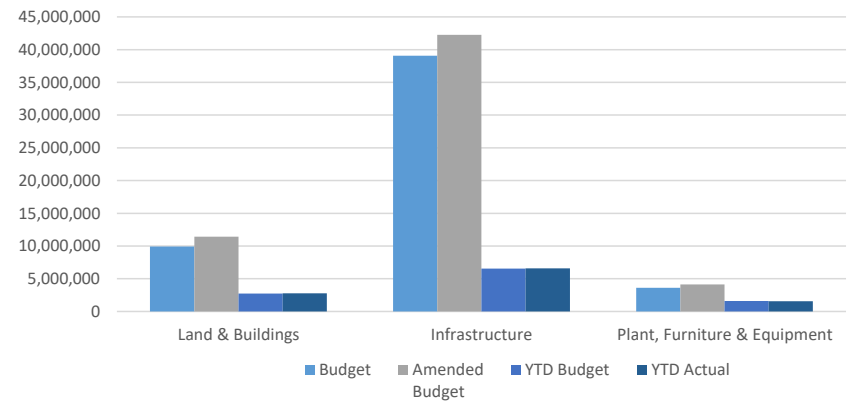
OPERATING EXPENDITURE BY NATURE/TYPE



NON OPERATING GRANTS, SUBSIDIES & CONTRIBUTIONS



CAPITAL EXPENDITURE



**Shire of Serpentine Jarrahdale**  
**Statement of Financial Activity by Nature/Type**  
**For the Period 1 July 2024 to 31 January 2025**

	Adopted Budget	Amended Budget	Amended Budget YTD	Actual YTD	Variance	Variance
	\$	\$	\$	\$	\$	%
<b>OPERATING ACTIVITIES</b>						
<b>Revenue from Operating Activities</b>						
Rates	32,234,786	32,234,786	32,184,148	32,010,422	173,726	(0.54%)
Operating grants, subsidies and contributions	4,328,720	1,734,147	1,167,798	1,275,901	(108,103)	9.26%
Fees and charges	9,409,052	9,659,472	8,603,558	8,818,739	(215,180)	2.50%
Interest earnings	1,878,000	1,878,000	1,200,029	1,640,097	(440,069)	36.67%
Other revenue	383,581	383,581	123,565	276,842	(153,276)	124.04%
Profit on Asset Disposal	108,659	108,659	0	376	(376)	No Bud
	48,342,798	45,998,645	43,279,098	44,022,376	(743,279)	1.72%
<b>Expenses from Operating Activities</b>						
Employee costs	(24,416,339)	(24,416,339)	(14,673,644)	(14,399,407)	(274,237)	1.87%
Materials and contracts	(14,985,063)	(15,921,078)	(7,991,092)	(8,083,696)	92,605	(1.16%)
Utility charges	(1,303,765)	(1,303,765)	(804,739)	(875,166)	70,426	(8.75%)
Depreciation	(15,505,653)	(15,505,653)	(9,159,542)	(9,782,404)	622,862	(6.80%)
Finance costs	(353,691)	(353,691)	(32,035)	(37,581)	5,546	(17.31%)
Insurance	(599,236)	(599,236)	(599,236)	(562,177)	(37,059)	6.18%
Other expenditure	(608,391)	(611,361)	(328,428)	(338,989)	10,561	(3.22%)
Loss on Asset Disposal	(112,255)	(112,255)	(112,255)	(135,704)	23,449	(20.89%)
	(57,884,393)	(58,823,378)	(33,700,970)	(34,215,124)	514,154	1.53%
<b>Adjustments for Cash Budget Requirements</b>						
<b>Non-Cash Revenue and Expenses</b>						
Non-Cash amounts excluded from operating activities	15,509,250	15,509,250	9,243,034	9,864,286	(621,251)	(6.72%)
<b>Amount attributable to Operating Activities</b>	<b>5,967,654</b>	<b>2,684,516</b>	<b>18,821,162</b>	<b>19,671,538</b>	<b>(850,376)</b>	<b>4.52%</b>
<b>INVESTING ACTIVITIES</b>						
<b>Inflows from investing activities</b>						
Capital Grants, subsidies and contributions	35,486,258	41,400,626	5,779,500	7,075,393	(1,295,894)	(22.42%)
Proceeds from Disposal of Assets	394,000	686,512	195,512	180,374	15,138	7.74%
	35,880,258	42,087,138	5,975,012	7,255,767	(1,280,755)	21.44%
<b>Outflows from investing activities</b>						
Purchase property, plant and equipment	(12,016,772)	(13,974,881)	(4,315,203)	(4,296,606)	(18,597)	0.43%
Purchase and construction of infrastructure	(40,566,866)	(43,829,636)	(6,544,633)	(6,594,975)	50,342	(0.77%)
Proceeds on other loans and receivables - SSL	272,000	272,000	0	0	0	No Bud
	(52,311,638)	(57,532,517)	(10,859,836)	(10,891,581)	31,745	0.29%
<b>Amount attributable to Investing Activities</b>	<b>(16,431,380)</b>	<b>(15,445,379)</b>	<b>(4,884,824)</b>	<b>(3,635,814)</b>	<b>(1,249,011)</b>	<b>(25.57%)</b>
<b>FINANCING ACTIVITIES</b>						
<b>Inflows from financing activities</b>						
Proceeds from new borrowing	6,495,000	6,660,000	0	0	0	No Bud
Transfers from Reserve accounts	5,527,059	7,492,457	1,384,747	1,383,997	750	0.05%
	12,022,059	14,152,457	1,384,747	1,383,997	750	(0.05%)
<b>Outflows from financing activities</b>						
Repayment of borrowings	(1,313,784)	(1,622,503)	(723,783)	(723,773)	(10)	0.00%
Payments for principal portion of lease liabilities	(37,483)	(37,483)	(23,842)	(31,813)	7,971	(33.43%)
Transfers to Reserve accounts	(2,418,051)	(4,951,610)	(4,468,140)	(5,909,684)	1,441,544	(32.26%)
	(3,769,318)	(6,611,596)	(5,215,765)	(6,665,269)	1,449,504	27.79%
<b>Amount attributable to Financing Activities</b>	<b>8,252,741</b>	<b>7,540,861</b>	<b>(3,831,018)</b>	<b>(5,281,272)</b>	<b>1,450,254</b>	<b>37.86%</b>
<b>MOVEMENT IN SURPLUS OR DEFICIT</b>						
Surplus or deficit at the start of the Financial Year	2,209,033	5,218,050	5,218,050	6,427,158	(1,209,108)	(23.17%)
Amount attributable to Operating Activities	5,967,654	2,684,516	18,821,162	19,671,538	(850,376)	(4.52%)
Amount attributable to Investing Activities	(16,431,380)	(15,445,379)	(4,884,824)	(3,635,814)	(1,249,011)	25.57%
Amount attributable to Financing Activities	8,252,741	7,540,861	(3,831,018)	(5,281,272)	1,450,254	(37.86%)
<b>Municipal Surplus/(Deficit) Carried Forward</b>	<b>(1,952)</b>	<b>(1,952)</b>	<b>15,323,370</b>	<b>17,181,610</b>	<b>(1,858,240)</b>	<b>12.13%</b>

**Shire of Serpentine Jarrahdale**  
**Statement of Comprehensive Income by Nature/Type**  
**For the Period 1 July 2024 to 31 January 2025**

	Adopted Budget	Amended Budget	Amended Budget YTD	Actual YTD	Variance	Variance
	\$	\$	\$	\$	\$	%
<b>Revenue</b>						
Rates	32,234,786	32,234,786	32,184,148	32,010,422	173,726	-0.54%
Operating grants, subsidies and contributions	4,328,720	1,734,147	1,167,798	1,275,901	(108,103)	9.26%
Fees and charges	9,409,052	9,659,472	8,603,558	8,818,739	(215,180)	2.50%
Interest earnings	1,878,000	1,878,000	1,200,029	1,640,097	(440,069)	36.67%
Other revenue	383,581	383,581	123,565	276,842	(153,276)	124.04%
	<b>48,234,139</b>	<b>45,889,986</b>	<b>43,279,098</b>	<b>44,022,000</b>	<b>(742,902)</b>	<b>1.72%</b>
<b>Expenses</b>						
Employee costs	(24,416,339)	(24,416,339)	(14,673,644)	(14,399,407)	(274,237)	-1.87%
Materials and contracts	(14,985,063)	(15,921,078)	(7,991,092)	(8,083,697)	92,605	1.16%
Utility charges	(1,303,765)	(1,303,765)	(804,739)	(875,166)	70,426	8.75%
Depreciation and amortisation	(15,505,653)	(15,505,653)	(9,159,542)	(9,782,404)	622,862	6.80%
Insurance expenses	(599,236)	(599,236)	(599,236)	(562,177)	(37,059)	-6.18%
Other expenditure	(608,391)	(611,361)	(328,428)	(338,989)	10,561	3.22%
Interest expenses	(353,691)	(353,691)	(32,035)	(37,581)	5,546	17.31%
	<b>(57,772,138)</b>	<b>(58,711,123)</b>	<b>(33,588,715)</b>	<b>(34,079,420)</b>	<b>490,705</b>	<b>1.46%</b>
<b>Subtotal</b>	<b>(9,537,999)</b>	<b>(12,821,137)</b>	<b>9,690,382</b>	<b>9,942,579</b>	<b>(252,197)</b>	<b>2.60%</b>
Non-operating grants, subsidies and contributions	35,486,258	41,400,626	5,779,500	7,075,393	(1,295,894)	22.42%
Profit on asset disposals	108,659	108,659	0	376	(376)	No Bud
Loss on asset disposals	(112,255)	(112,255)	(83,493)	(135,704)	52,211	62.53%
<b>Net Result</b>	<b>25,944,663</b>	<b>28,575,893</b>	<b>15,386,389</b>	<b>16,882,646</b>	<b>(1,496,256)</b>	<b>9.72%</b>
<b>Other Comprehensive Income</b>						
Changes on revaluation of non-current assets	0	0	0	0	0	No Bud
<b>Total other comprehensive income</b>	<b>0</b>	<b>0</b>	<b>0</b>	<b>0</b>	<b>0</b>	<b>No Bud</b>
<b>Total comprehensive income</b>	<b>25,944,663</b>	<b>28,575,893</b>	<b>15,386,389</b>	<b>16,882,646</b>	<b>(1,496,256)</b>	<b>9.72%</b>

**Shire of Serpentine Jarrahdale**  
**Net Current Assets**  
**As at 31 January 2025**

	Opening Balance	YTD Actuals
<b>Current Assets</b>		
Cash - Unrestricted	15,412,279	19,583,970
Cash - Restricted	0	0
Cash - Reserve	24,600,336	29,126,024
Receivables	4,792,375	10,170,926
Contract Assets	0	0
Inventories	6,435	16,056
Financial Assets	0	0
	<u>44,811,426</u>	<u>58,896,976</u>
<b>Less: Current Liabilities</b>		
Trade and Other Payables	10,797,485	10,253,344
Contract Liabilities	414,156	120,624
Borrowings and Leases	3,892,227	3,600,352
Provisions	2,572,290	2,215,375
	<u>17,676,158</u>	<u>16,189,695</u>
<b>Net Current Assets</b>	<b><u>27,135,268</u></b>	<b><u>42,707,281</u></b>
Less Cash - Reserves	24,600,336	29,126,024
Less Cash - Restricted	0	0
<b>Add: Adjustment to NCA for current portion of:</b>		
Borrowings and Leases	3,892,227	3,600,352
<b>Net Current Asset Position</b>	<b><u><u>6,427,158</u></u></b>	<b><u><u>17,181,610</u></u></b>

**Shire of Serpentine Jarrahdale**  
**Statement of Financial Position**  
**As at 31 January 2025**

	Balance As At 1 July 2024	Balance As At 31 January 2025
<b>Assets</b>		
<b>Current Assets</b>		
Cash and cash equivalents	40,012,616	48,709,993
Trade and other receivables	4,750,742	10,273,916
Inventories	6,435	16,056
Prepayments	41,633	0
<b>Total: Current Assets</b>	<b>44,811,426</b>	<b>58,999,965</b>
<b>Non Current Assets</b>		
Trade and other receivables	290,121	290,121
Property, plant and equipment	55,999,432	58,642,939
Infrastructure	451,090,826	449,454,381
Intangible assets	2,007,886	1,824,200
<b>Total: Non Current Assets</b>	<b>509,388,265</b>	<b>510,211,641</b>
<b>Total: Assets</b>	<b>554,199,691</b>	<b>569,211,607</b>
<b>Liabilities</b>		
<b>Current Liabilities</b>		
Trade and other payables	(11,211,641)	(10,429,244)
Current portion of long-term borrowings	(3,892,227)	(3,598,521)
Provisions	(2,572,290)	(2,215,375)
<b>Total: Current Liabilities</b>	<b>(17,676,158)</b>	<b>(16,243,140)</b>
<b>Non Current Liabilities</b>		
Long-term borrowings	(1,779,499)	(1,341,788)
Provisions	(4,314,717)	(4,314,717)
<b>Total: Non Current Liabilities</b>	<b>(6,094,217)</b>	<b>(5,656,505)</b>
<b>Total: Liabilities</b>	<b>(23,770,375)</b>	<b>(21,899,645)</b>
<b>NET ASSETS</b>	<b>530,429,316</b>	<b>547,311,962</b>
<b>Equity</b>		
Current year retained surplus		(12,356,959)
Retained surplus	(188,328,762)	(188,328,762)
Reserves - cash backed	(24,600,336)	(29,126,024)
Revaluation surplus	(317,500,218)	(317,500,218)
<b>Total: Equity</b>	<b>(530,429,316)</b>	<b>(547,311,962)</b>

**Shire of Serpentine Jarrahdale  
Capital Works Expenditure  
For the Period 1 July 2024 to 31 January 2025**

Project Number	Description	Adopted Budget	Amended Budget	Amended Budget YTD	Actual YTD	YTD Variance	YTD Variance	Comment
		\$	\$	\$	\$	\$	%	
<b>Economic and Promotions</b>								
80504	Byford Pump track	1,538,000	1,584,800	20,500	21,435	935	4.56%	
	<b>Sub Total Economic and Promotions</b>	<b>1,538,000</b>	<b>1,584,800</b>	<b>20,500</b>	<b>21,435</b>	<b>935</b>	<b>0.06%</b>	
<b>Purchase/Sale of Land</b>								
80562	Land Acquisition	800,000	1,500,000	1,500,000	1,500,000	-	0.00%	
	<b>Sub Total Purchase/Sale of Land</b>	<b>800,000</b>	<b>1,500,000</b>	<b>1,500,000</b>	<b>1,500,000</b>	<b>-</b>	<b>0.00%</b>	
<b>Halls &amp; Community Centres</b>								
80012	Access and Inclusion Improvements to Facilities	70,000	88,510	17,500	8,744	(8,756)	(50.03%)	
80506	Scout Hall Fence Installation	31,700	31,700	21,700	18,363	(3,337)	(15.38%)	
	<b>Sub Total Halls &amp; Community Centres</b>	<b>101,700</b>	<b>120,210</b>	<b>39,200</b>	<b>27,107</b>	<b>(12,093)</b>	<b>(10.06%)</b>	
<b>Heritage</b>								
80270	Old Railway Bridge Interpretation Art/Sign	0	30,000	30,000	30,000	-	0.00%	
	<b>Sub Total Heritage</b>	<b>0</b>	<b>30,000</b>	<b>30,000</b>	<b>30,000</b>	<b>-</b>	<b>0.00%</b>	
<b>Operating Buildings</b>								
80250	Depot Accommodation - Refurbishment	0	0	0	3,997	3,997	No Bud	
80283	Admin Building Revampment - Stage 2	3,600,000	3,638,630	495,000	494,627	(373)	(0.08%)	
80445	Asphalt Works - Shire Depot	285,000	281,405	24,000	23,927	(73)	(0.30%)	
80460	Depot Refurbishment - Outdoor Canopy	0	55,988	55,988	73,580	17,592	31.42%	
80502	Council Chambers Upgrade	92,400	92,400	92,400	92,752	352	0.38%	
80569	22KW EV Charger - Admin Building	0	13,348	0	0	-	No Bud	
	<b>Sub Total Operating Buildings</b>	<b>3,977,400</b>	<b>4,081,771</b>	<b>667,388</b>	<b>688,884</b>	<b>21,496</b>	<b>0.53%</b>	
<b>Sports Facilities</b>								
80426	SJ Community Rec Centre - Solar PV system	150,000	151,317	94,000	93,781	(219)	(0.23%)	
	<b>Sub Total Sports Facilities</b>	<b>150,000</b>	<b>151,317</b>	<b>94,000</b>	<b>93,781</b>	<b>(219)</b>	<b>(0.14%)</b>	
<b>Volunteer Brigade Buildings</b>								
80304	Oakford Bushfire Brigade	2,260,000	2,794,112	49,112	47,134	(1,978)	(4.03%)	
80431	Byford Fire Station Changerooms	148,000	153,226	25,000	26,713	1,713	6.85%	
	<b>Sub Total Volunteer Brigade Buildings</b>	<b>2,408,000</b>	<b>2,947,338</b>	<b>74,112</b>	<b>73,847</b>	<b>(265)</b>	<b>(0.01%)</b>	
<b>Other Buildings</b>								
80512	Metronet Public Toilet Feasibility	119,037	119,037	0	0	-	No Bud	
	<b>Sub Total Other Buildings</b>	<b>119,037</b>	<b>119,037</b>	<b>0</b>	<b>0</b>	<b>-</b>	<b>0.00%</b>	
<b>Facilities Renewal</b>								
80275	Mundijong Landcare - Renewal	50,000	50,000	50,000	49,841	(159)	(0.32%)	
80302	Accessible Toilet Facilities at Jarrahdale Cemetery	0	4,580	4,580	11,440	6,860	149.77%	
80353	SJ Recreation Centre - Building Condition Defects	60,000	0	0	0	-	No Bud	
80394	Byford Kindy Refurbishment	147,660	147,660	0	373	373	No Bud	
80395	Landcare Building Refurbishment	25,000	25,000	12,500	14,633	2,133	17.06%	
80396	Mens Shed Upgrade	0	54,070	54,070	74,446	20,376	37.68%	
80398	Youth Services - Facility & Safety Upgrades	189,000	197,087	22,000	19,847	(2,153)	(9.78%)	
80400	SJ Community Rec Centre - Defect Repairs	260,000	318,010	102,000	101,597	(403)	(0.40%)	
80507	Septic Tank / Leach Drain Renewals	82,000	82,000	50,000	51,571	1,571	3.14%	
	<b>Sub Total Facilities Renewal</b>	<b>813,660</b>	<b>878,407</b>	<b>295,150</b>	<b>323,747</b>	<b>28,597</b>	<b>3.26%</b>	
<b>Irrigation Renewal</b>								
80514	Bore Renewal	105,000	105,000	10,000	9,974	(26)	(0.26%)	
	<b>Sub Total Irrigation Renewal</b>	<b>105,000</b>	<b>105,000</b>	<b>10,000</b>	<b>9,974</b>	<b>(26)</b>	<b>(0.02%)</b>	

**Shire of Serpentine Jarrahdale  
Capital Works Expenditure  
For the Period 1 July 2024 to 31 January 2025**

Project Number	Description	Adopted Budget	Amended Budget	Amended Budget YTD	Actual YTD	YTD Variance	YTD Variance	Comment
		\$	\$	\$	\$	\$	%	
<b>Landscaping Renewal</b>								
80462	Abernethy Road Landscaping	192,800	185,970	7,000	7,466	466	6.65%	
	<b>Sub Total Landscaping Renewal</b>	<b>192,800</b>	<b>185,970</b>	<b>7,000</b>	<b>7,466</b>	<b>466</b>	<b>0.25%</b>	
<b>Park Development Construction</b>								
80415	Keirnan Development - Stage 1A	7,260,000	7,200,641	285,000	285,558	558	0.20%	
80416	Byford Skate Park Stage 2	786,155	806,755	1,500	2,272	772	51.48%	
80501	Keirnan Park Netball Courts Stage 1C - Concept Design	153,000	178,447	34,000	26,855	(7,145)	(21.02%)	
80519	Percy Park - Shade Sail Install	22,100	22,100	0	0	-	No Bud	
80520	Kalimna Oval Lighting Project	454,666	454,666	20,000	17,981	(2,019)	(10.10%)	
	<b>Sub Total Park Development Construction</b>	<b>8,675,921</b>	<b>8,662,609</b>	<b>340,500</b>	<b>332,666</b>	<b>(7,834)</b>	<b>(0.09%)</b>	
<b>Park Development Renewal</b>								
80349	Equine Trails Signage	0	2,082	2,082	0	(2,082)	(100.00%)	
80361	Whitby Falls Trail Path works	0	0	0	1,080	1,080	No Bud	
80423	Parks and Playground Renewal	0	23,110	0	0	-	No Bud	
80424	Irrigation Renewal	0	41,118	37,000	27,398	(9,602)	(25.95%)	
80505	Gooralong Trails Precinct - Car Park Upgrade	750,000	744,710	73,000	82,637	9,637	13.20%	
80513	Mundijong Netball Courts Surface & Drain	123,350	123,350	0	0	-	No Bud	
80515	Bill Hicks - Shade Sails Upgrade	22,100	22,100	0	0	-	No Bud	
80516	Clem Kentish- Shade Sails Upgrade	14,900	14,900	7,450	0	(7,450)	(100.00%)	
	<b>Sub Total Park Development Renewal</b>	<b>910,350</b>	<b>971,370</b>	<b>119,532</b>	<b>111,115</b>	<b>(8,417)</b>	<b>(0.87%)</b>	
<b>Play Equipment Renewal</b>								
80299	Claire Morris Reserve Park - Renewal	0	16,353	0	0	-	No Bud	
80517	Sunry Park Playground Renewal	67,100	67,100	0	0	-	No Bud	
80518	Percy Park Playground Renewal	87,500	87,500	0	0	-	No Bud	
	<b>Sub Total Play Equipment Renewal</b>	<b>154,600</b>	<b>170,953</b>	<b>0</b>	<b>0</b>	<b>-</b>	<b>0.00%</b>	
<b>Drainage Renewel</b>								
80202	Drainage Renewal	0	17,619	0	2,700	2,700	No Bud	
80293	Culvert Renewal - Elliot Road (SK 5.806)	0	16,672	0	0	-	No Bud	
80294	Culvert Renewal - Elliot Road (SK 8.352)	0	25,414	0	0	-	No Bud	
80538	Brady Street - Drainage upgrade (between Wanliss St & Forest)	55,040	55,040	8,410	5,809	(2,601)	(30.93%)	
	<b>Sub Total Drainage Renewel</b>	<b>55,040</b>	<b>114,745</b>	<b>8,410</b>	<b>8,509</b>	<b>99</b>	<b>0.17%</b>	
<b>Black Spot - Federal</b>								
80412	Kingsbury Drive (SLK 7- SLK 10)	0	101,502	101,502	100,212	(1,290)	(1.27%)	
80534	Karnup Road (SLK 6.64 - SLK 8.65)	465,165	465,165	43,250	42,006	(1,244)	(2.88%)	
	<b>Sub Total Black Spot - Federal</b>	<b>465,165</b>	<b>566,667</b>	<b>144,752</b>	<b>142,217</b>	<b>(2,535)</b>	<b>(0.45%)</b>	
<b>Black Spot - State</b>								
80535	Karnup Road (SLK 8.65 - SLK 11.15)	1,592,030	1,592,030	78,500	70,498	(8,002)	(10.19%)	
80536	Nicholson Road (SLK 0.46 - SLK 2.43)	1,523,460	1,523,460	146,500	147,714	1,214	0.83%	
	<b>Sub Total Black Spot - State</b>	<b>3,115,490</b>	<b>3,115,490</b>	<b>225,000</b>	<b>218,211</b>	<b>(6,789)</b>	<b>(0.22%)</b>	
<b>Bridge Construction</b>								
80215	Jarrahdale Road Bridge	4,067,733	4,067,733	0	0	-	No Bud	
80531	Bridge Replacement, Oakford Bridge 187	1,468,550	1,468,550	0	0	-	No Bud	
	<b>Sub Total Bridge Construction</b>	<b>5,536,283</b>	<b>5,536,283</b>	<b>0</b>	<b>0</b>	<b>0</b>	<b>0.00%</b>	
<b>Bus Shelters</b>								
80218	New bus shelter program	38,110	38,110	9,528	3,499	(6,029)	(63.28%)	
	<b>Sub Total Bus Shelters</b>	<b>38,110</b>	<b>38,110</b>	<b>9,528</b>	<b>3,499</b>	<b>(6,029)</b>	<b>(15.82%)</b>	

**Shire of Serpentine Jarrahdale  
Capital Works Expenditure  
For the Period 1 July 2024 to 31 January 2025**

Project Number	Description	Adopted Budget	Amended Budget	Amended Budget YTD	Actual YTD	YTD Variance	YTD Variance	Comment
			\$	\$	\$	\$	%	
<b>Carpark Construction</b>								
80537	Keysbrook - Elliot Road Water Stand Pipe Hard Stand	23,500	23,500	1,200	1,243	43	3.60%	
	<b>Sub Total Carpark Construction</b>	<b>23,500</b>	<b>23,500</b>	<b>1,200</b>	<b>1,243</b>	<b>43</b>	<b>0.18%</b>	
<b>Road Construction Minor Works</b>								
80465	Electronic Signage	0	87,900	28,000	28,438	438	1.56%	
	<b>Sub Total Road Construction Minor Works</b>	<b>0</b>	<b>87,900</b>	<b>28,000</b>	<b>28,438</b>	<b>438</b>	<b>0.50%</b>	
<b>Road Improvements</b>								
80296	Upgrades of Roads - Orton	4,260,000	3,153,842	1,070,000	1,079,604	9,604	0.90%	
80297	Upgrades of Roads - Kargotich - Stage 1	3,110,000	119,061	66,061	75,595	9,534	14.43%	
80344	Upgrades of Roads - Kargotich - Stage 2 & 3	1,053,000	8,466,323	588,693	598,036	9,343	1.59%	
80345	Upgrades of Roads - Soldiers Road	0	422,083	345,000	348,302	3,302	0.96%	
80409	Mundijong Road & King Rd Intersection	0	205,642	35,000	37,864	2,864	8.18%	
80521	Upgrades of Roads - Kargotich - Stage 3	1,315,250	0	0	0	-	No Bud	
80522	Upgrades of Roads - Orton -Stage 2	1,315,250	0	0	0	-	No Bud	
80533	Mundijong Rd/Paterson St Roundabout	1,006,430	1,006,430	47,000	56,700	9,700	20.64%	
	<b>Sub Total Road Improvements</b>	<b>12,059,930</b>	<b>13,373,381</b>	<b>2,151,754</b>	<b>2,196,102</b>	<b>44,348</b>	<b>0.33%</b>	
<b>Road Rehabilitation</b>								
80453	Hopeland Road - A Rehabilitation	450,000	1,021,704	997,433	1,000,843	3,410	0.34%	
80454	Hopeland Road - B Rehabilitation	330,000	724,801	724,801	729,476	4,675	0.64%	
80523	Rowley Road (SLK 2.22 - SLK 2.60)	416,640	416,640	184,250	191,424	7,174	3.89%	
80524	Mundijong Road (SLK 3.94 - SLK 5.66)	1,338,250	1,398,059	904,746	907,203	2,457	0.27%	
80525	Larsen Road (SLK 0.0 - SLK 0.15)	149,940	149,940	40,000	42,068	2,068	5.17%	
80526	Karnup Rd - Richardson Rd Roundabout	631,340	631,340	72,250	81,811	9,561	13.23%	
80564	Tuart Road Base Repair	78,000	78,000	78,000	79,619	1,619	2.08%	
80567	Rowley Rd (B) Single Causeway - Appaloosa Ave to Hilbert Rd	0	294,480	85,000	86,794	1,794	2.11%	
80568	Hopkinson Rd Single C'Way - Gossage Rd to Northern Boundary	0	150,000	10,000	7,224	(2,776)	(27.76%)	
	<b>Sub Total Road Rehabilitation</b>	<b>3,394,170</b>	<b>4,864,964</b>	<b>3,096,480</b>	<b>3,126,461</b>	<b>29,981</b>	<b>0.62%</b>	
<b>Road Renewal</b>								
80201	Gravel Resheet	0	70,280	0	0	-	No Bud	
80448	Gossage Road, Oldbury - Resurfacing	0	0	0	2,776	2,776	No Bud	
80449	Tuart Road, Oakford - Resurfacing	0	5,568	0	0	-	No Bud	
80450	Baskerville Rd Mundijong - Resurfacing	0	2,808	2,808	2,404	(404)	(14.40%)	
	<b>Sub Total Road Renewal</b>	<b>0</b>	<b>78,656</b>	<b>2,808</b>	<b>5,180</b>	<b>2,372</b>	<b>3.02%</b>	
<b>Streetlighting</b>								
80307	Street Lighting - Richardson/Summerfield	36,662	35,749	9,166	5,820	(3,346)	(36.50%)	
80408	Street Lighting - Abernethy & Hopkinson Rd intersection	48,046	47,632	2,000	3,733	1,733	86.63%	
80469	Street Lights - Hopkinson/Rowley	24,815	23,491	4,880	728	(4,152)	(85.09%)	
80471	Street Lights - Wright/Randell	26,862	25,398	2,000	1,940	(60)	(3.00%)	
	<b>Sub Total Streetlighting</b>	<b>136,385</b>	<b>132,270</b>	<b>18,046</b>	<b>12,220</b>	<b>(5,826)</b>	<b>(4.40%)</b>	
<b>Streetscape Construction</b>								
80391	Fire Danger Signs	0	31,433	0	0	-	No Bud	
	<b>Sub Total Streetscape Construction</b>	<b>0</b>	<b>31,433</b>	<b>0</b>	<b>0</b>	<b>-</b>	<b>0.00%</b>	
<b>Roads to Recovery</b>								
80217	Road Safety Initiatives	85,000	70,679	28,125	20,251	(7,874)	(28.00%)	
80527	Gravel Re-sheet - Millars Rd	190,780	190,780	0	0	-	No Bud	
80528	Gravel Re-sheet - Jarrah Rd	418,080	418,080	0	0	-	No Bud	
80529	Medulla Rd- Jarrahdale- Jarrahglen	205,376	205,376	23,500	33,105	9,605	40.87%	
80530	Linton Street North Upgrade Culde Sac	162,996	162,996	33,500	34,199	699	2.09%	
	<b>Sub Total Roads to Recovery</b>	<b>1,062,232</b>	<b>1,047,911</b>	<b>85,125</b>	<b>87,555</b>	<b>2,430</b>	<b>0.23%</b>	

**Shire of Serpentine Jarrahdale**  
**Capital Works Expenditure**  
**For the Period 1 July 2024 to 31 January 2025**

Project Number	Description	Adopted Budget	Amended Budget	Amended Budget YTD	Actual YTD	YTD Variance	YTD Variance	Comment
			\$	\$	\$	\$	%	
<b>Road Construction New</b>								
80446	Indigo Parkway	498,000	498,526	30,526	30,873	347	1.14%	
	<b>Sub Total Road Construction New</b>	<b>498,000</b>	<b>498,526</b>	<b>30,526</b>	<b>30,873</b>	<b>347</b>	<b>0.07%</b>	
<b>Footpath Construction</b>								
80133	Footpath - PSP Soldiers Rd- Abernethy - Bishop Rd	2,450,000	2,438,044	140,000	132,723	(7,277)	(5.20%)	
	<b>Sub Total Footpath Construction</b>	<b>2,450,000</b>	<b>2,438,044</b>	<b>140,000</b>	<b>132,723</b>	<b>(7,277)</b>	<b>(0.30%)</b>	
<b>Footpath Renewal</b>								
80203	Footpath Renewal	0	31,816	0	0	-	No Bud	
80532	Clondyke Footpath Renewal Stage 2	194,000	194,000	125,000	122,587	(2,413)	(1.93%)	
	<b>Sub Total Footpath Renewal</b>	<b>194,000</b>	<b>225,816</b>	<b>125,000</b>	<b>122,587</b>	<b>(2,413)</b>	<b>(1.07%)</b>	
<b>Engineering Maintenance Plant</b>								
80369	Boxtop - Replace 51079	20,000	20,000	0	0	-	No Bud	
80370	Boxtop - Replace 51084	20,000	20,000	0	0	-	No Bud	
	<b>Sub Total Engineering Maintenance Plant</b>	<b>40,000</b>	<b>40,000</b>	<b>0</b>	<b>0</b>	<b>-</b>	<b>0.00%</b>	
<b>Parks Plant</b>								
80389	Dual Cab Ute, 1000L spray tank and boom spray rig 4WD - New	0	34,527	0	0	-	No Bud	
80438	Skidsteer Loader	0	100,000	0	0	-	No Bud	
80440	Ausroad Patching Truck - Replace 51086	626,310	626,310	530,000	535,558	5,558	1.05%	
80442	New - Canopy - Ranger specific pod	26,369	26,369	0	0	-	No Bud	
80443	New - Light Utility Vehicle - Playground Inspector	0	0	0	1,382	1,382	No Bud	
80551	Truck - Replace 51057	105,000	105,000	0	0	-	No Bud	
80552	Truck - Replace 51049	105,000	105,000	0	0	-	No Bud	
80553	Truck - Replace 51000	105,000	105,000	0	0	-	No Bud	
80554	Mower Trailer #1 - Replace 51048	23,000	23,000	0	0	-	No Bud	
80555	Mower Trailer #2 - Replace 51068	23,000	23,000	0	0	-	No Bud	
80556	Mower Trailer #3 - Replace 51024	23,000	23,000	0	0	-	No Bud	
80557	Tractor - Replace 51051	80,000	80,000	0	0	-	No Bud	
80558	Mower - Replace 51039	30,000	30,000	0	0	-	No Bud	
80559	Trailer - Replace 51033	30,000	30,000	0	0	-	No Bud	
80561	4 x 4 Tray Back Utility - Streetscapes	55,000	55,000	0	0	-	No Bud	
	<b>Sub Total Parks Plant</b>	<b>1,231,679</b>	<b>1,366,206</b>	<b>530,000</b>	<b>536,940</b>	<b>6,940</b>	<b>0.51%</b>	
<b>Other Plant &amp; Equipment</b>								
80258	Bobcat Trailer - Civil - Replace 51035	30,000	30,000	0	0	-	No Bud	
80371	People Mover - Replace 51143	0	50,000	0	0	-	No Bud	
80473	New Vehicle - Executive Manager Operations	0	70,000	0	0	-	No Bud	
80503	New Vehicle - Manager Waste and Fleet	55,000	55,000	55,000	51,047	(3,953)	(7.19%)	
80510	Replacement - DDRA Tractor	0	50,950	50,950	41,967	(8,983)	(17.63%)	
80539	SUV- Hybrid - Replace 51108	48,000	48,000	0	0	-	No Bud	
80540	SUV- Hybrid - Replace 50026	45,000	45,000	45,000	34,864	(10,136)	(22.52%)	
80541	Ute - Replace 50040	50,000	50,000	0	0	-	No Bud	
80542	Ute - Replace 51117	50,000	50,000	0	0	-	No Bud	
80543	Ute - Replace 51118	50,000	50,000	0	0	-	No Bud	
80544	SUV - Hybrid - Replace 51112	45,000	45,000	45,000	34,864	(10,136)	(22.52%)	
80545	Ute - Replace 51098	50,000	50,000	0	0	-	No Bud	
80546	Ute - Replace 51111	50,000	50,000	0	0	-	No Bud	
80547	Ute & toolbox - Replace 51105	55,000	55,000	0	0	-	No Bud	
80548	SUV Hybrid - Replace 51114	48,000	48,000	48,000	39,181	(8,819)	(18.37%)	
80549	SUV Hybrid - Replace 51121	45,000	45,000	45,000	34,864	(10,136)	(22.52%)	
80550	Ute - Replace 51109	50,000	50,000	0	0	-	No Bud	
80560	Small Plant and Equipment Replacement	25,000	25,000	7,000	0	(7,000)	(100.00%)	
	<b>Sub Total Other Plant &amp; Equipment</b>	<b>696,000</b>	<b>866,950</b>	<b>295,950</b>	<b>236,789</b>	<b>(59,161)</b>	<b>(6.82%)</b>	

**Shire of Serpentine Jarrahdale  
Capital Works Expenditure  
For the Period 1 July 2024 to 31 January 2025**

Project Number	Description	Adopted Budget	Amended Budget	Amended Budget YTD	Actual YTD	YTD Variance	YTD Variance	Comment
			\$	\$	\$	\$	%	
<b>IT capital</b>								
80100	ICT Equipment	155,000	155,000	155,000	158,484	3,484	2.25%	
80570	Backup Solution	0	100,000	0	0	-	No Bud	
	<b>Sub Total IT capital</b>	<b>155,000</b>	<b>255,000</b>	<b>155,000</b>	<b>158,484</b>	<b>3,484</b>	<b>1.37%</b>	
<b>Software</b>								
80019	ERP System Implementation	1,486,186	1,593,883	614,875	623,529	8,654	1.41%	
	<b>Sub Total Software</b>	<b>1,486,186</b>	<b>1,593,883</b>	<b>614,875</b>	<b>623,529</b>	<b>8,654</b>	<b>0.54%</b>	
	<b>Total Capital Works</b>	<b>52,583,638</b>	<b>57,804,517</b>	<b>10,859,836</b>	<b>10,891,581</b>	<b>31,745</b>	<b>0.05%</b>	

**Shire of Serpentine Jarrahdale  
Reserve Movements  
For the Period Ending 31 January 2025**

	Adopted Budget					Amended Budget					Actual				
	Opening Balance	Transfer To Reserves	Reserve Interest	Transfer From Reserves	Closing Balance	Opening Balance	Transfer To Reserves	Reserve Interest	Transfer From Reserves	Closing Balance	Opening Balance	Transfer To Reserves	Reserve Interest	Transfer From Reserves	Closing Balance
	\$	\$	\$	\$	\$	\$	\$	\$	\$	\$	\$	\$	\$	\$	\$
<b>Reserves</b>															
Administration Building	1,140,185	0	49,836	(75,000)	1,115,021	1,154,891	0	49,836	(75,000)	1,129,727	1,154,891	0	32,249	(75,000)	1,112,140
Briggs Park	100,483	0	4,594	0	105,077	101,744	0	4,594	0	106,338	101,744	0	2,898	0	104,641
Buildings Asset Management	921,327	0	21,535	(708,697)	234,165	945,054	0	21,535	(722,125)	244,464	945,054	0	25,370	(180,129)	790,295
Byford BMX Track	120,532	0	5,510	0	126,042	122,351	0	5,510	0	127,861	122,351	0	3,485	0	125,836
Byford Developer Contribution Fund	4,976,486	0	207,154	(778,820)	4,404,820	5,411,606	974,766	207,154	(801,346)	5,792,180	5,411,606	2,093,288	196,045	0	7,700,939
Car Parking	105,165	0	1,762	(100,000)	6,927	99,190	0	1,762	(93,170)	7,782	99,190	0	2,825	0	102,015
Community Facilities	8,273	0	378	0	8,651	13,695	0	378	(4,580)	9,493	13,695	0	351	(4,580)	9,466
Community Grants Reserve	102,270	99,000	7,299	(75,000)	133,569	245,335	99,000	7,299	(118,945)	232,689	245,335	99,000	9,807	0	354,142
Community Infrastructure Reserve	4,871,409	0	222,085	(145,365)	4,948,129	4,980,703	259,146	222,085	(145,365)	5,316,569	4,980,703	479,265	152,174	0	5,612,141
Drainage Asset Management	170,002	0	7,774	0	177,776	172,137	0	7,774	0	179,911	172,137	0	4,903	0	177,039
Emergency Management	252,661	0	11,550	0	264,211	255,833	0	11,550	0	267,383	255,833	0	7,286	0	263,120
Footpaths Asset Management	566,465	0	22,252	(150,000)	438,717	570,464	0	22,252	(150,000)	442,716	570,464	0	16,237	(1,243)	585,458
Fire Asset Management	4,585	55,000	2,722	0	62,307	7,080	55,000	2,722	0	64,802	7,080	55,000	1,768	0	63,848
Investment	788,661	50,000	38,337	0	876,998	798,688	50,000	38,337	(700,000)	187,025	798,688	50,000	18,165	(700,000)	166,853
Jarrahdale Communications Tower	323,023	46,801	15,342	(24,000)	361,166	268,838	46,801	15,342	(44,000)	286,981	268,838	0	7,657	0	276,495
Jarrahdale Community Infrastructure Reserve	55,025	0	2,515	0	57,540	55,716	0	2,515	0	58,231	55,716	0	1,587	0	57,302
Light Fleet & Plant Acquisition	1,072,418	845,000	38,824	(1,437,310)	518,932	1,413,727	845,000	38,824	(1,663,787)	633,764	1,413,727	845,000	62,212	(246,845)	2,074,095
Local Government Election Reserve	29,771	77,250	4,892	0	111,913	30,862	77,250	4,892	0	113,004	30,862	77,250	3,079	0	111,191
Miscellaneous Developer Contribution	579,550	0	26,490	0	606,040	586,826	0	26,490	0	613,316	586,826	0	16,713	0	603,540
Multi Use Trails	19,551	0	894	0	20,445	19,796	0	894	0	20,690	19,796	0	564	0	20,359
Mundijong Whitby Shire Contribution	237,282	0	10,645	(49,287)	198,640	244,651	859,211	10,645	(49,287)	1,065,220	244,651	859,211	20,993	0	1,124,855
Parks & Gardens Asset Management	162,905	0	7,446	0	170,351	164,950	0	7,446	0	172,396	164,950	0	4,698	0	169,648
Public Art	336,254	0	15,370	0	351,624	250,212	0	15,370	(10,000)	255,582	250,212	0	7,126	0	257,338
Rates Revaluation	30,578	40,000	3,225	0	73,803	30,935	40,000	3,225	0	74,160	30,935	40,000	2,020	0	72,955
Renewable Energy	36,481	0	1,667	0	38,148	36,939	0	1,667	0	38,606	36,939	0	1,052	0	37,991
Road and Bridge Asset Management	1,268,359	20,000	53,818	(531,217)	810,960	1,333,315	460,436	53,818	(959,377)	888,192	1,333,315	330,328	39,609	(139,757)	1,563,495
Serpentine Jarrahdale Locality Funding	30,145	0	1,376	0	31,521	30,524	0	1,376	0	31,900	30,524	0	869	0	31,393
Serpentine Jarrahdale Sporting Precinct	345,448	0	15,792	0	361,240	349,784	0	15,792	0	365,576	349,784	0	9,962	0	359,746
Tourism	13,714	0	626	0	14,340	13,887	0	626	0	14,513	13,887	0	395	0	14,282
Unspent Grants & Contributions	0	0	0	0	0	38	0	0	0	38	38	0	0	0	38
Waste	1,794,611	0	85,531	0	1,880,142	1,867,651	0	85,531	(40,000)	1,913,182	1,867,651	0	53,192	0	1,920,843
W. Mundijong Industrial DCF	728,444	0	33,210	(21,136)	740,518	739,191	0	33,210	(21,136)	751,265	739,191	0	21,053	0	760,243
Oakford Fire Station	528,625	0	19,140	(165,000)	382,765	528,175	0	19,140	(528,112)	19,203	528,175	0	14,730	(36,443)	506,463
ICT Reserve	917,919	100,000	24,189	(915,000)	127,108	929,440	100,000	24,189	(1,015,000)	38,629	929,440	100,000	29,319	0	1,058,759
Public Open Space	62,597	0	2,861	0	65,458	63,384	0	2,861	0	66,245	63,384	0	1,805	0	65,189
Operations Optimisation	752,462	85,000	33,359	(351,227)	519,594	762,724	85,000	33,359	(351,227)	529,856	762,724	85,000	24,144	0	871,867
<b>Total Reserves</b>	<b>23,453,666</b>	<b>1,418,051</b>	<b>1,000,000</b>	<b>(5,521,059)</b>	<b>20,344,658</b>	<b>24,600,336</b>	<b>3,951,610</b>	<b>1,000,000</b>	<b>(7,492,457)</b>	<b>22,059,489</b>	<b>24,600,336</b>	<b>5,113,342</b>	<b>796,342</b>	<b>(1,383,997)</b>	<b>29,126,024</b>

## Shire of Serpentine Jarrahdale

## Cash Back Reserve Purpose Descriptions

In accordance with Council resolutions in relation to each reserve account, the purpose for which each reserves is set aside is as follows:

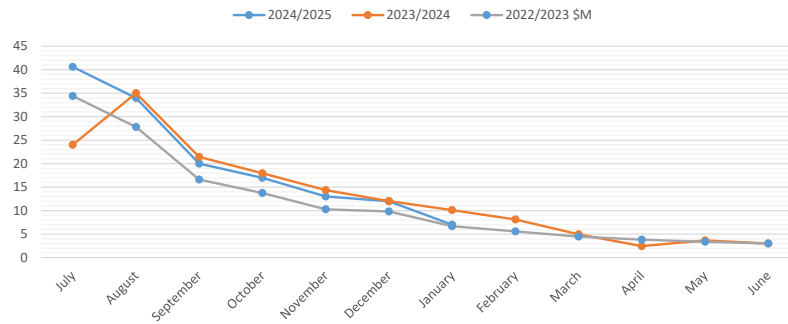
Name of Reserve	Purpose of the reserve
Administration Building Reserve	To provide for the employee accommodation requirements.
Briggs Park	To provide for the future Briggs Park development.
Buildings Asset Management Reserve	To provide funds for the upgrade, renewal, replacement and creation of new Shire facilities.
Byford BMX Track Reserve	To provide for the future Byford BMX track.
Byford Developer Contribution Reserve	To provide for future community infrastructure funded from the Byford Developer Contribution Plan.
Car Parking Reserve	To provide for future public car parking infrastructure funded from Developer contributions for cash-in-lieu of car parking.
Committed Works Reserve	To transfer unspent municipal funded expenditure on specific projects, to enable identification of carryover expenditure into the next financial year.
Community Facilities Reserve	This reserve is for the establishment of additional facilities in the community.
Community Grants Reserve	To provide funds and project management support for delivery of community infrastructure to enable individuals and community groups to build capacity within the community, encourage volunteering and youth development, and deliver sustainable, accessible and demonstrated social, environmental and economic benefits.
Community Infrastructure Reserve	To provide for future community infrastructure, matching funds from the Community Infrastructure Developer Contribution Plan.
Drainage Asset Management Reserve	To provide funds for the upgrade, renewal, replacement and creation of new Shire drainage
Emergency Management Reserve	To provide for unanticipated significant emergency services events or plant repairs.
Footpaths Asset Management Reserve	To provide funds for the upgrade, renewal, replacement and creation of new Shire footpaths
Fire Asset Management Reserve	To provide for the future additions and maintenance required for fire fighting assets and mitigation strategies.
Investment Reserve	To support economic, subdivision and tourism development opportunities for the Shire.
Jarrahdale Communications Tower Reserve	To provide for the upgrades and maintenance of the tower when required.
Jarrahdale Community Infrastructure	To provide funds for the upgrade, renewal or replacement of community assets in the Jarrahdale locality.
Light Fleet & Plant Acquisition Reserve	To provide for new and renewal of Light Fleet, Plant and Equipment as required under the replacement and acquisition program.
Local Government Election Reserve	To provide for Bi-Annual, and other interim local government election expenses.
Miscellaneous Developer Contribution Reserve	To be used to fund capital works and administration as per each agreement.
Multi Use Trails Reserve	To allow for the construction of Multi Use Trails.
Mundijong Whitby Shire Contribution Reserve	To provide towards the future contribution requirements of the Mundijong Whitby Community Development Contribution Scheme.
Oakford Fire Station Reserve	To provide funding the construction of the new Oakford Fire Station
Parks & Gardens Asset Management Reserve	To provide funds for the upgrade, renewal, replacement and creation of new Shire parks, gardens and natural reserves.
Public Art Reserve	To provide for public art development and creation
Public Open Space Reserve	To provide for future public open space funded from Developer contributions for cash-in-lieu of public open space.
Rates Revaluation Reserve	To provide for the tri-ennial Gross Rental Valuation (GRV)
Renewable Energy Reserve	This reserve is to allow Council to undertake renewable energy projects.
Road and Bridge Asset Management Reserve	To provide funds for the upgrade, renewal, replacement and creation of new Shire road and bridge infrastructure.
Serpentine Jarrahdale Locality Funding Reserve	Council initiated townscape related projects in the Serpentine Jarrahdale Shire.
Serpentine Jarrahdale Sporting Precinct Reserve	To provide funds for the Serpentine Jarrahdale Regional Sporting Precinct when grant applications require contribution funding
Tourism Reserve	To fund the implementation of the tourism strategy and development of tourism throughout the district and region.
Waste Reserve	To provide for waste management requirements and future waste infrastructure.
West Mundijong Industrial DCF Reserve	To provide for future community infrastructure funded from the West Mundijong Developer Contribution Plan.
ICT Reserve	To provide for the Shire's ICT requirements
Operations Optimisation Reserve	To provide funds for future operational and capital requirements of the Shire's Operations function to optimise service delivery to the community.

SHIRE OF SERPENTINE JARRAHDALE

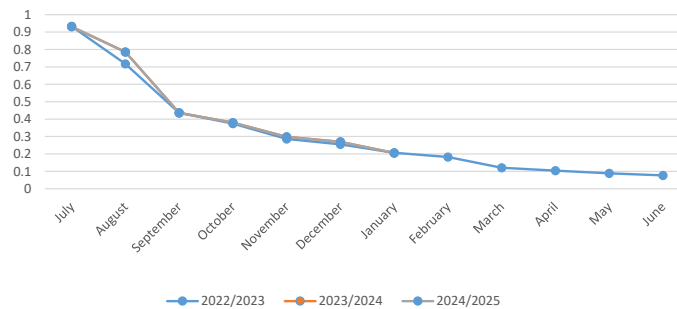
OUTSTANDING RATES REPORT

	Balances
RATES	7,975,420.25
ESL	384,243.52
POOLS	8,762.11
SANITATION	615,522.41
PREPAYMENTS	-1,369,623.25
<b>Total</b>	<b>7,904,446</b>
Less Deferred Rates	-290,121.06
<b>BALANCE OF COLLECTIBLE RATES AS AT 31 JANUARY 2025</b>	<b>7,614,325</b>
TOTAL % OF COLLECTIBLE OUTSTANDING RATES AS AT 31 January 2025	20.59%
TOTAL % OF COLLECTIBLE OUTSTANDING RATES AS AT 31 January 2024	23.66%
<b>TOTAL GRV VALUATIONS = \$249,795,709</b>	<b>TOTAL UV VALUATIONS = \$1,590,396,420</b>

Outstanding Rates Revenue



% Outstanding Collectible Rates

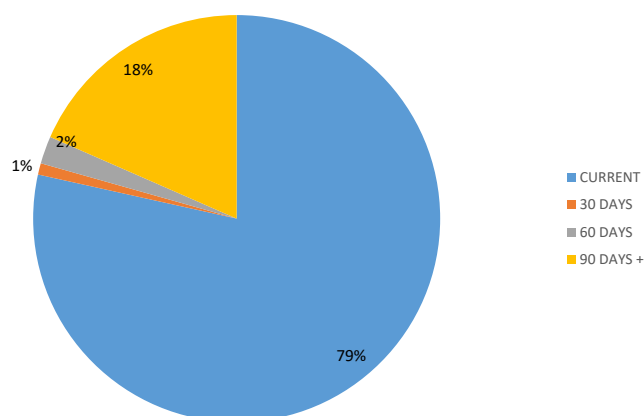


**Shire of Serpentine Jarrahdale**  
**Sundry Debtors Report as at 31 January 2025**

**SUMMARY OF OUTSTANDING DEBTOR DAYS**

<b>CURRENT</b>	<b>95,690</b>
<b>30 DAYS</b>	<b>1,105</b>
<b>60 DAYS</b>	<b>2,659</b>
<b>90 DAYS +</b>	<b>22,481</b>
<b>TOTAL</b>	<b>121,935</b>

Outstanding Sundry Debtors


**SCHEDULE OF OUTSTANDING DEBTORS OVER 90 DAYS EXCEEDING \$1,000**

DEBTOR NUMBER	AMOUNT	FOR	DETAILS
10247	\$ 8,945.99	Facility Hire/Reimbursements	Facilities team are following up with debtor regarding the lease agreement that has been holding over since the expiry of the sublease.
10249	\$ 5,540.00	Recovery of costs for response to out of control fire	Finance Dept - Conducting further investigation Internally.
10109	\$ 5,095.50	Refund of Unused Grant Funding	Company has been closed down. Debtor has entered into Payment Arrangement (as at 29/08/2024) to repay total amount by 30 June 2025. First installment is late. Officers are following up on this.

**PROPOSED POSITION**  
**Shire of Serpentine Jarrahdale**

**Schedule of Investments**  
**As at 31 January 2025**

Portfolio by Institution	Funds Invested	% of Portfolio	Acceptable Limit
Bendigo Bank	\$ 6,239,011.97	19.60%	20.00%
Byford & Districts Community Development Services Ltd	\$ 10,000.00	0.03%	45.00%
NAB	\$ 10,752,522.47	33.78%	45.00%
Westpac	\$ 14,000,000.00	43.99%	45.00%
Peel Infrastructure Holdings Pty Ltd	\$ 25.00	0.00%	N/A
Investment in Land	\$ 815,000.00	2.56%	N/A
Telstra Ltd	\$ 12,030.00	0.04%	35.00%
<b>Total</b>	<b>\$ 31,828,589.44</b>	<b>100.00%</b>	

Portfolio by Short Term Credit Rating	Funds Invested	% of Portfolio	Acceptable Limit
A-1+	\$ 24,752,522.47	77.77%	100.00%
A-1	\$ 12,030.00	0.04%	100.00%
A-2	\$ 6,239,011.97	19.60%	60.00%
Unrated	\$ 825,025.00	2.59%	N/A
<b>Total</b>	<b>\$ 31,828,589.44</b>	<b>100.00%</b>	

