



Shire of
Serpentine
Jarrahdale

Monthly Financial Report February 2024

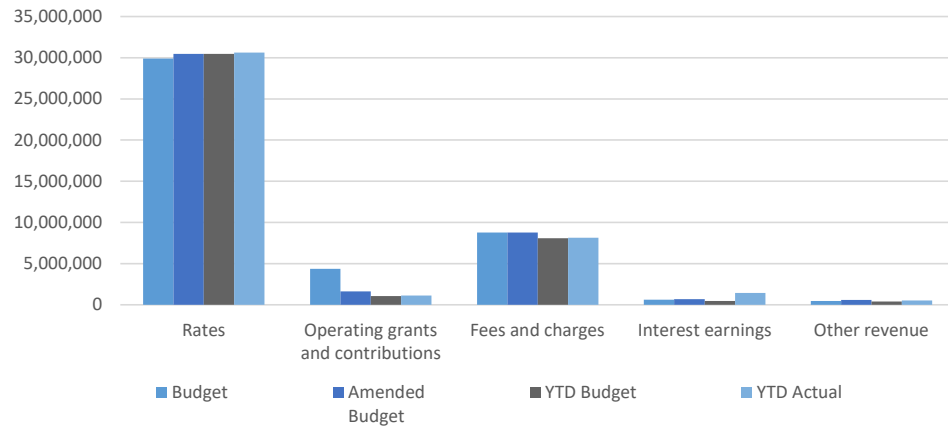


Financial Highlights	3
Statement of Financial Activity by Nature & Type	4
Statement of Comprehensive Income by Nature & Type	5
Statement of Net Current Assets	6
Statement of Financial Position	7
Capital Expenditure Report	8
Cash Backed Reserves Report	12
Outstanding Rates Report	14
Sundry Debtors Report	15
Schedule of Investments	16

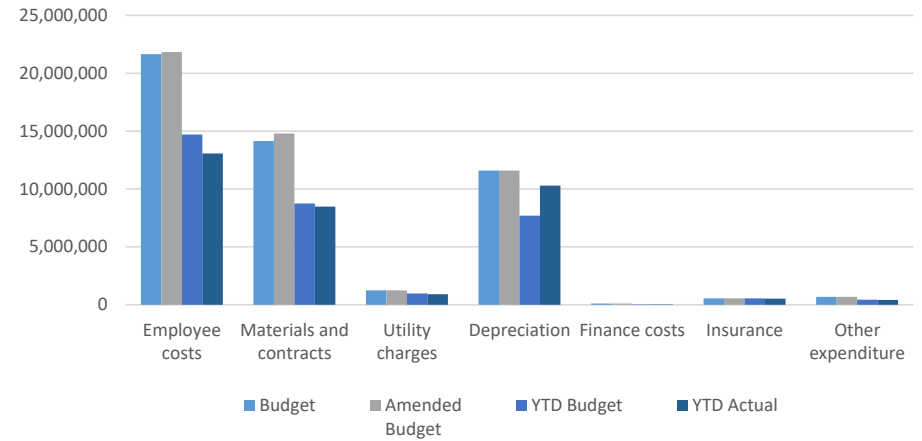


Financial Highlights
1 July 2023 to 28 February 2024

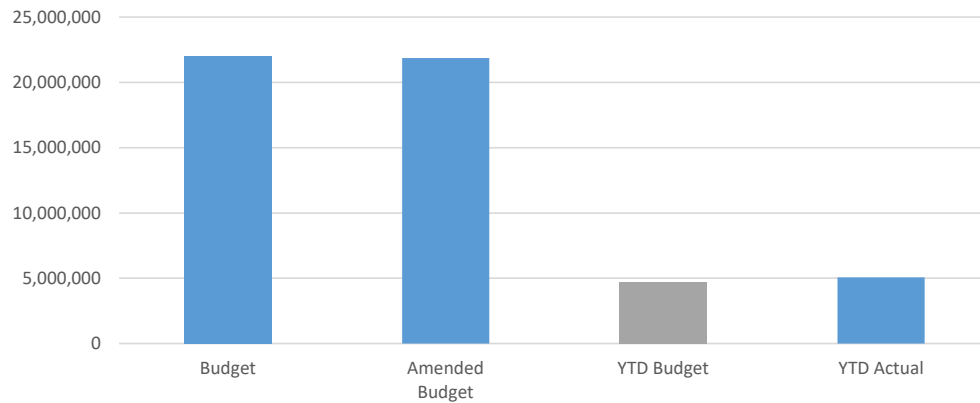
OPERATING REVENUE BY NATURE/TYPE



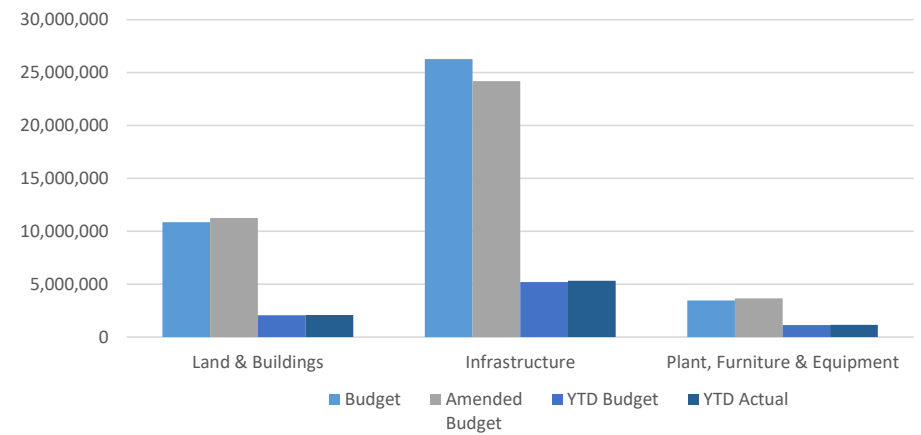
OPERATING EXPENDITURE BY NATURE/TYPE



NON OPERATING GRANTS, SUBSIDIES & CONTRIBUTIONS



CAPITAL EXPENDITURE



Shire of Serpentine Jarrahdale
Statement of Comprehensive Income by Nature/Type
For the Period 1 July 2023 to 28 February 2024

	Adopted Budget	Amended Budget	Amended Budget YTD	Actual YTD	Variance	Variance
Revenue	\$	\$	\$	\$	\$	%
Rates	29,898,171	30,460,472	30,460,472	30,639,473	(179,001)	0.59%
Operating grants, subsidies and contributions	4,355,380	1,614,536	1,050,331	1,126,218	(75,887)	7.23%
Fees and charges	8,782,025	8,782,025	8,078,835	8,133,057	(54,222)	0.67%
Interest earnings	613,000	670,000	476,020	1,441,781	(965,761)	202.88%
Other revenue	467,936	582,876	384,906	522,232	(137,326)	35.68%
	44,116,512	42,109,909	40,450,565	41,862,761	(1,412,196)	3.49%
Expenses						
Employee costs	(21,641,519)	(21,820,006)	(1, ,)	(13,074,393)	(,)	-5%
Materials and contracts	(14,150,284)	(14,797,738)	(8,742,584)	(8,480,679)	(261,904)	-3.00%
Utility charges	(1,242,820)	(1,242,820)	(972,959)	(906,014)	(66,944)	-6.88%
Depreciation and amortisation	(11,589,842)	(11,589,842)	(7,709,360)	(10,301,592)	2,592,232	33.62%
Insurance expenses	(548,000)	(548,000)	(548,000)	(527,559)	(20,441)	-3.73%
Other expenditure	(686,556)	(692,056)	(450,386)	(417,292)	(33,094)	-7.35%
Interest expenses	(100,887)	(100,887)	(32,791)	(38,498)	5,707	17.41%
	(49,959,908)	(50,791,349)	(32,417,246)	(33,746,027)	1,328,781	4.10%
Subtotal	(5,843,396)	(8,681,440)	8,033,318	8,116,734	(83,415)	1.04%
Non-operating grants, subsidies and contributions	22,021,504	21,867,469	4,699,840	5,065,987	(366,147)	7.79%
Profit on asset disposals	109,865	109,865	21,334	20,368	966	-4.53%
Loss on asset disposals	(3,306)	(3,306)	0	0	0	No Bud
Net Result	16,284,667	13,292,588	12,754,493	13,203,089	(448,596)	3.52%
Other Comprehensive Income						
Changes on revaluation of non-current assets	0	0	0	0	0	No Bud
Total other comprehensive income	0	0	0	0	0	No Bud
Total comprehensive income	16,284,667	13,292,588	12,754,493	13,203,089	(448,596)	3.52%

Shire of Serpentine Jarrahdale
Net Current Assets
As at 28 February 2024

	Opening Balance	YTD Actuals
Current Assets		
Cash - Unrestricted	17,008,892	19,776,713
Cash - Restricted	3,045,000	1,671,535
Cash - Reserve	20,237,359	23,656,192
Receivables	4,749,798	9,316,573
Contract Assets	0	0
Inventories	4,779	11,411
Financial Assets	0	0
	<u>45,045,827</u>	<u>54,432,424</u>
Less: Current Liabilities		
Trade and Other Payables	11,237,599	7,505,621
Contract Liabilities	235,457	489,722
Borrowings and Leases	864,552	1,186,619
Provisions	2,276,515	1,986,873
	<u>14,614,122</u>	<u>11,168,835</u>
Net Current Assets	<u>30,431,705</u>	<u>43,263,590</u>
Less Cash - Reserves	20,237,359	23,656,192
Less Cash - Restricted	3,045,000	1,671,535
Add: Adjustment to NCA for current portion of:		
Borrowings and Leases	864,552	1,186,619
Net Current Asset Position	<u><u>8,013,897</u></u>	<u><u>19,122,481</u></u>

Shire of Serpentine Jarrahdale
Statement of Financial Position
As at 28 February 2024

	Balance As At 1 July 2023	Balance As At 28 February 2024
Assets		
Current Assets		
Cash and cash equivalents	40,291,251	45,104,441
Trade and other receivables	4,700,765	9,288,573
Inventories	4,779	11,411
Prepayments	49,033	28,000
Total: Current Assets	45,045,827	54,432,424
Non Current Assets		
Trade and other receivables	259,837	259,837
Property, plant and equipment	48,342,064	50,168,935
Infrastructure	434,190,939	430,843,421
Intangible assets	2,330,247	2,119,794
Total: Non Current Assets	485,123,087	483,391,987
Total: Assets	530,168,914	537,824,411
Liabilities		
Current Liabilities		
Trade and other payables	(11,473,056)	(7,995,343)
Current portion of long-term borrowings	(864,552)	(1,186,619)
Provisions	(2,276,515)	(1,986,873)
Total: Current Liabilities	(14,614,122)	(11,168,835)
Non Current Liabilities		
Trade and other payables	(3,045,000)	(1,671,535)
Long-term borrowings	(3,248,640)	(2,519,801)
Provisions	(859,315)	(859,315)
Total: Non Current Liabilities	(7,152,955)	(5,050,650)
Total: Liabilities	(21,767,077)	(16,219,485)
NET ASSETS	508,401,837	521,604,926
Equity		
Current year retained surplus		(9,784,256)
Retained surplus	5,876,619	5,876,619
Reserves - cash backed	(20,237,359)	(23,656,192)
Revaluation surplus	(494,041,098)	(494,041,098)
Total: Equity	(508,401,837)	(521,604,926)

**Shire of Serpentine Jarrahdale
Capital Works Expenditure
For the Period 1 July 2023 to 28 February 2024**

Project Number	Description	Adopted Budget	Amended Budget	Amended Budget YTD	Actual YTD	YTD Variance	YTD Variance %	Comment
		\$	\$	\$	\$	\$	%	
Halls & Community Centres								
80012	Access and Inclusion Improvements to Facilities	81,660	81,660	3,000	6,200	3,200	106.67%	
	Sub Total Halls & Community Centres	81,660	81,660	3,000	6,200	3,200	3.92%	
Heritage								
80186	Abernethy Sculpture - Public Art	40,000	40,000	15,000	15,000	-	0.00%	
80270	Old Railway Bridge Interpretation Art/Sign	10,000	10,000	0	0	-	No Bud	
	Sub Total Heritage	50,000	50,000	15,000	15,000	-	0.00%	
Operating Buildings								
80250	Depot Accommodation - Refurbishment	0	198,071	198,071	200,693	2,622	1.32%	
80283	Admin Building Revlopment - Stage 2	6,650,000	6,624,410	1,350,000	1,351,739	1,739	0.13%	
80445	Asphalt Works - Shire Depot	65,000	65,000	0	0	-	No Bud	
80460	Depot Refurbishment - Outdoor Canopy	60,000	60,000	8,000	4,008	(3,992)	(49.90%)	
80502	Council Chambers Upgrade	0	92,400	0	0	-	No Bud	
	Sub Total Operating Buildings	6,775,000	7,039,881	1,556,071	1,556,440	369	0.01%	
Sports Facilities								
80426	SJ Community Rec Centre - Solar PV system	155,727	155,727	0	4,405	4,405	No Bud	
	Sub Total Sports Facilities	155,727	155,727	0	4,405	4,405	2.83%	
Volunteer Brigade Buildings								
80304	Oakford Bushfire Brigade	2,400,000	2,400,000	105,000	109,823	4,823	4.59%	
80431	Byford Fire Station Changerooms	192,000	191,953	15,000	18,449	3,449	22.99%	
80432	Serpentine Fire Station Changerooms	85,000	86,710	72,000	72,986	986	1.37%	
80433	Improvements at Fire Stations	0	7,295	0	0	-	No Bud	
	Sub Total Volunteer Brigade Buildings	2,677,000	2,685,958	192,000	201,258	9,258	0.34%	
Other Buildings								
80271	Administration Building Redevelopment - Library Relocation	0	0	0	1,563	1,563	No Bud	
	Sub Total Other Buildings	0	0	0	1,563	1,563	No Bud	
Facilities Renewal								
80275	Mundijong Landcare - Renewal	50,000	50,000	0	0	-	No Bud	
80276	SJ Recreation Centre - Renewal (Doors, Septic & Stage)	54,974	54,974	50,000	52,241	2,241	4.48%	
80280	Briggs Park - Duqouts	0	7,530	7,530	23,128	15,598	207.14%	
80302	Accessible Toilet Facilities at Jarrahdale Cemetery	164,000	164,067	0	1,500	1,500	No Bud	
80353	SJ Recreation Centre - Building Condition Defects	0	60,000	0	0	-	No Bud	
80393	Briggs Pavilion Main Hall Refurbishment	63,000	63,565	20,000	17,851	(2,149)	(10.75%)	
80395	Landcare Building Refurbishment	25,000	25,000	4,546	0	(4,546)	(100.00%)	
80396	Mens Shed Upgrade	69,000	71,407	0	6,020	6,020	No Bud	
80397	Depot Compliance & Security Upgrade	0	39,732	39,732	39,005	(727)	(1.83%)	
80398	Youth Services - Facility & Safety Upgrades	194,000	214,253	20,000	14,466	(5,534)	(27.67%)	
80400	SJ Community Rec Centre - Defect Repairs	391,000	386,000	85,000	88,008	3,008	3.54%	
80427	Health & Safety Corrective Actions	90,000	84,348	65,000	59,409	(5,591)	(8.60%)	
80444	Cement floor for the DDRA	15,200	15,200	8,382	9,689	1,307	15.59%	
	Sub Total Facilities Renewal	1,116,174	1,236,076	300,190	311,316	11,126	0.90%	
Landscaping Renewal								
80459	Lefroy St Roadabout Landscaping	29,400	29,400	0	159	159	No Bud	
80462	Abernethy Road Landscaping	192,800	192,800	0	0	-	No Bud	
	Sub Total Landscaping Renewal	222,200	222,200	0	159	159	0.07%	
Park Development Construction								
80415	Keiman Development - Stage 1A	7,990,000	7,500,000	320,000	315,328	(4,672)	(1.46%)	
80416	Byford Skate Park Stage 2	785,000	826,455	20,000	19,700	(300)	(1.50%)	

**Shire of Serpentine Jarrahdale
Capital Works Expenditure
For the Period 1 July 2023 to 28 February 2024**

Project Number	Description	Adopted Budget	Amended Budget	Amended Budget YTD	Actual YTD	YTD Variance	YTD Variance %	Comment
		\$	\$	\$	\$	\$	%	
80501	Keiman Park Netball Courts Stage 1C - Concept Design	255,000	255,000	35,000	31,404	(3,596)	(10.27%)	
	Sub Total Park Development Construction	9,030,000	8,581,455	375,000	366,432	(8,568)	(0.10%)	
Park Development Renewal								
80235	Keiman Park Planning	0	224,611	0	5,941	5,941	No Bud	
80349	Equine Trails Signage	10,000	10,000	7,500	7,918	418	5.57%	
80359	Kittys Gorge Carpark Works	198,000	198,110	198,110	205,082	6,972	3.52%	
80360	Marcora Trail and Parking	0	20,000	0	0	-	No Bud	
80361	Whitby Falls Trail Path works	80,000	81,358	10,000	12,886	2,886	28.86%	
80423	Parks and Playground Renewal	290,000	293,090	115,000	120,488	5,488	4.77%	
80424	Irrigation Renewal	100,000	119,924	0	171	171	No Bud	
	Sub Total Park Development Renewal	678,000	947,093	330,610	352,486	21,876	2.31%	
Play Equipment Renewal								
80299	Claire Morris Reserve Park - Renewal	80,000	80,000	0	0	-	No Bud	
	Sub Total Play Equipment Renewal	80,000	80,000	0	0	-	0.00%	
Drainage Renewel								
80202	Drainage Renewal	95,000	95,000	69,088	37,337	(31,751)	(45.96%)	
80293	Culvert Renewal - Elliot Road (SK 5.806)	17,122	16,672	0	0	-	No Bud	
80294	Culvert Renewal - Elliot Road (SK 8.352)	25,864	25,414	0	0	-	No Bud	
	Sub Total Drainage Renewel	137,986	137,086	69,088	37,337	(31,751)	(23.16%)	
Black Spot - Federal								
80314	Nettleton Road (SLK 13.87- SLK 16.65)	115,000	35,388	35,388	51,962	16,574	46.83%	
80411	Mundijong Road (SLK 5.62- SLK 7.32)	148,000	23,849	23,849	54,425	30,576	128.21%	
80412	Kingsbury Drive (SLK 7- SLK 10)	1,034,000	1,027,593	405,000	413,185	8,185	2.02%	
	Sub Total Black Spot - Federal	1,297,000	1,086,830	464,237	519,572	55,335	5.09%	
Black Spot - State								
80310	Keiman Street (SLK 0.5- SLK 3.5)	0	45,652	30,000	32,760	2,760	9.20%	
	Sub Total Black Spot - State	0	45,652	30,000	32,760	2,760	6.05%	
Bus Shelters								
80218	New bus shelter program	34,257	24,724	0	4,989	4,989	No Bud	
	Sub Total Bus Shelters	34,257	24,724	0	4,989	4,989	20.18%	
Road Construction Minor Works								
80465	Electronic Signage	87,900	87,900	0	0	-	No Bud	
80472	Falls Road - Bollards Installation	27,500	27,500	27,500	24,228	(3,272)	(11.90%)	
	Sub Total Road Construction Minor Works	115,400	115,400	27,500	24,228	(3,272)	(2.84%)	
Road Improvements								
80282	Jarrahdale Hub	142,150	142,150	142,150	147,209	5,059	3.56%	
80296	Upgrades of Roads - Orton	1,737,000	1,742,905	65,900	66,063	163	0.25%	
80297	Upgrades of Roads - Kargotich - Stage 1	4,318,000	2,237,054	1,505,000	1,506,464	1,464	0.10%	
80344	Upgrades of Roads - Kargotich - Stage 2	1,068,000	1,068,000	0	6,577	6,577	No Bud	
80345	Upgrades of Roads - Soldiers Road	1,442,000	1,378,387	29,000	29,482	482	1.66%	
80409	Mundijong Road & King Rd Intersection	885,191	885,191	410,700	406,750	(3,950)	(0.96%)	
80435	Mundijong/Kargotich Road Roundabout Upgrdae	0	15,439	0	0	-	No Bud	
	Sub Total Road Improvements	9,592,341	7,469,126	2,152,750	2,162,546	9,796	0.13%	
Road Rehabilitation								
80436	Mundijong Road Pavement Dip Rehabilitation	0	11,891	11,891	20,028	8,137	68.43%	
80452	Briggs Road Rehabilitation	200,000	200,000	185,000	189,644	4,644	2.51%	
80453	Hopeland Road - A Rehabilitation	545,400	545,400	50,000	52,418	2,418	4.84%	
80454	Hopeland Road - B Rehabilitation	405,100	405,100	52,000	52,842	842	1.62%	

**Shire of Serpentine Jarrahdale
Capital Works Expenditure
For the Period 1 July 2023 to 28 February 2024**

Project Number	Description	Adopted Budget	Amended Budget	Amended Budget YTD	Actual YTD	YTD Variance	YTD Variance %	Comment
			\$	\$	\$	\$	%	
80455	Nettleton Road Rehabilitation	165,540	165,540	105,000	112,040	7,040	6.71%	
80456	Jarrahdale Road Rehabilitation	715,163	715,163	86,500	88,073	1,573	1.82%	
	Sub Total Road Rehabilitation	2,031,203	2,043,094	490,391	515,046	24,655	1.21%	
Road Renewal								
80201	Gravel Resheet	100,000	174,588	45,455	45,151	(304)	(0.67%)	
80403	Larsen Road (SLK 0.2- SLK1.64)	553,184	553,184	402,000	401,965	(35)	(0.01%)	
80406	Nicholson Rd/Foxton Dr Lft Turn Aux Lane	67,000	34,719	45,000	43,595	(1,405)	(3.12%)	
80425	Civils Renewals	0	17,177	0	0	-	No Bud	
80429	Road Reseal - Whitby Street, Mundijong	165,000	158,743	155,000	152,307	(2,693)	(1.74%)	
80448	Gossage Road, Oldbury - Resurfacing	368,000	368,000	199,000	199,681	681	0.34%	
80449	Tuart Road, Oakford - Resurfacing	199,200	199,200	110,000	110,999	999	0.91%	
80450	Baskerville Rd Mundijong - Resurfacing	388,218	388,218	65,000	67,758	2,758	4.24%	
	Sub Total Road Renewal	1,840,602	1,893,829	1,021,455	1,021,457	2	0.00%	
Streetlighting								
80307	Street Lighting - Richardson/Summerfield	43,100	43,100	3,000	5,126	2,126	70.85%	
80408	Street Lighting - Abernethy & Hopkinson Rd intersection	48,046	48,046	0	0	-	No Bud	
80446	Indigo Parkway	500,000	500,000	0	0	-	No Bud	
80469	Street Lights - Hopkinson/Rowley	33,800	33,800	3,000	6,892	3,892	129.72%	
80471	Street Lights - Wright/Randell	33,900	33,900	3,000	5,529	2,529	84.30%	
	Sub Total Streetlighting	658,846	658,846	9,000	17,546	8,546	1.30%	
Streetscape Construction								
80391	Fire Danger Signs	0	31,433	0	0	-	No Bud	
	Sub Total Streetscape Construction	0	31,433	0	0	-	0.00%	
Commodity Route Suppl Fund Program								
80289	Karnup Rd & Yangedi Rd intersection	0	0	0	14,963	14,963	No Bud	
	Sub Total Commodity Route Suppl Fund Program	0	0	0	14,963	14,963	No Bud	
Roads to Recovery								
80217	Road Safety Initiatives	114,000	113,742	61,200	64,097	2,897	4.73%	
	Sub Total Roads to Recovery	114,000	113,742	61,200	64,097	2,897	2.55%	
Federal Stimulus								
80237	Briggs Park Recreation Precinct Car Park	0	12,000	0	0	-	No Bud	
	Sub Total Federal Stimulus	0	12,000	0	0	-	0.00%	
Footpath Construction								
80133	Footpath - PSP Soldiers Rd- Abernethy - Bishop Rd	0	200,000	0	0	-	No Bud	
80458	Adonis Street, Mundijong - Footpath	154,000	154,000	60,000	65,673	5,673	9.46%	
80500	Richardson Street, Mundijong - Footpath	195,000	195,000	0	3,353	3,353	No Bud	
	Sub Total Footpath Construction	349,000	549,000	60,000	69,026	9,026	1.64%	
Footpath Renewal								
80203	Footpath Renewal	0	86,764	40,000	40,605	605	1.51%	
80457	Clondyke Park Footpath Replacement	90,000	90,000	80,000	77,478	(2,522)	(3.15%)	
	Sub Total Footpath Renewal	90,000	176,764	120,000	118,083	(1,917)	(1.08%)	
Engineering Maintenance Plant								
80369	Boxtop - Replace 51079	20,000	20,000	0	0	-	No Bud	
80370	Boxtop - Replace 51084	20,000	20,000	0	0	-	No Bud	
80386	1 x Car Trailers for mowers - New	10,000	10,000	0	0	-	No Bud	
80387	1 x Car Trailers for mowers - New	10,000	10,000	0	0	-	No Bud	
80388	Vertidrain and Coring Machine - New	45,000	45,000	0	0	-	No Bud	
	Sub Total Engineering Maintenance Plant	105,000	105,000	0	0	-	0.00%	

Shire of Serpentine Jarrahdale
Capital Works Expenditure
For the Period 1 July 2023 to 28 February 2024

Project Number	Description	Adopted Budget	Amended Budget	Amended Budget YTD	Actual YTD	YTD Variance	YTD Variance %	Comment
		\$	\$	\$	\$	\$	%	
Parks Plant								
80364	Kubota Mower - Replace 51062	30,000	30,000	30,000	26,806	(3,194)	(10.65%)	
80365	Kubota Mower - Replace 51064	30,000	30,000	30,000	26,806	(3,194)	(10.65%)	
80366	Kubota Mower - Replace 51072	30,000	30,000	30,000	60,310	30,310	101.03%	
80367	Kubota Mower - Replace 51066	30,000	30,000	0	0	-		No Bud
80384	Isuzu D-Max - New	50,000	50,000	0	0	-		No Bud
80389	Dual Cab Ute, 1000L spray tank and boom spray rig 4WD - New	80,000	80,000	0	0	-		No Bud
80390	Verge Slasher Attachment - New	30,000	30,000	0	0	-		No Bud
80439	Backhoe - Replace 51059	300,000	300,000	0	0	-		No Bud
80440	Ausroad Patching Truck - Replace 51086	600,000	626,310	0	0	-		No Bud
80441	Duel Cab- CEO - Replace 51153	75,000	75,000	75,000	63,832	(11,168)	(14.89%)	
80442	New - Canopy - Ranger specific pod	26,369	26,369	2,397	0	(2,397)	(100.00%)	
80443	New - Light Utility Vehicle - Playground Inspector	50,000	50,000	0	0	-		No Bud
	Sub Total Parks Plant	1,331,369	1,357,679	167,397	177,754	10,357	0.76%	
Other Plant & Equipment								
80258	Bobcat Trailer - Civil - Replace 51035	30,000	30,000	0	0	-		No Bud
80261	Tipper Truck - Civil - Replace 51022	106,190	106,190	106,190	106,279	89	0.08%	
80273	Mobile Library Van	0	17,000	5,000	5,718	718	14.36%	
80371	People Mover - Replace 51143	0	50,000	0	0	-		No Bud
80374	Isuzu D-Max - Replace 50043	50,000	50,000	0	0	-		No Bud
80375	Isuzu D-Max - Replace 50051	50,000	50,000	0	0	-		No Bud
80376	Isuzu D-Max - Replace 50053	50,000	50,000	0	0	-		No Bud
80377	Isuzu D-Max - Replace 51106	50,000	50,000	0	0	-		No Bud
80379	Isuzu D-Max - Replace 50044	50,000	50,000	0	0	-		No Bud
80380	Isuzu D-Max - Replace 50048	50,000	50,000	0	0	-		No Bud
80381	Toyota Corolla Hybrid - Replace 50023	0	30,000	0	0	-		No Bud
80382	Isuzu D-Max - Replace 50042	50,000	50,000	0	0	-		No Bud
80437	Animal Control Specific Canopies for Rangers Vehicles	74,000	74,000	25,000	24,548	(452)	(1.81%)	
80503	New Vehicle - Manager Waste and Fleet	0	55,000	0	0	-		No Bud
	Sub Total Other Plant & Equipment	560,190	712,190	136,190	136,545	355	0.05%	
IT capital								
80100	ICT Equipment	58,000	58,000	58,000	57,929	(71)	(0.12%)	
	Sub Total IT capital	58,000	58,000	58,000	57,929	(71)	(0.12%)	
Software								
80019	ERP System Implementation	1,196,452	1,234,021	578,650	575,116	(3,534)	(0.61%)	
	Sub Total Software	1,196,452	1,234,021	578,650	575,116	(3,534)	(0.29%)	
Plant - Engineering Maintenance								
80350	Truck - Civil - New	200,000	200,000	200,000	202,021	2,021	1.01%	
	Sub Total Plant - Engineering Maintenance	200,000	200,000	200,000	202,021	2,021	1.01%	
	Total Capital Works	40,577,407	39,104,466	8,417,729	8,566,274	148,545	0.38%	

**Shire of Serpentine Jarrahdale
Reserve Movements
For the Period Ending 28 February 2024**

	Adopted Budget					Amended Budget					Actual				
	Opening Balance	Transfer To Reserves	Reserve Interest	Transfer From Reserves	Closing Balance	Opening Balance	Transfer To Reserves	Reserve Interest	Transfer From Reserves	Closing Balance	Opening Balance	Transfer To Reserves	Reserve Interest	Transfer From Reserves	Closing Balance
Reserves	\$	\$	\$	\$	\$	\$	\$	\$	\$	\$	\$	\$	\$	\$	\$
Administration Building	650,083	75,000	3,394	(650,000)	78,477	643,462	304,660	3,394	(699,410)	252,106	643,462	304,660	12,278	(624,410)	335,991
Briggs Park	96,092	0	557	0	96,649	96,852	0	557	0	97,409	96,852	0	3,195	0	100,047
Buildings Asset Management	826,113	0	4,453	(584,752)	245,814	888,502	0	4,453	(639,705)	253,250	888,502	0	26,860	(117,062)	798,301
Byford BMX Track	112,526	0	655	0	113,181	206,366	0	655	(91,686)	115,335	206,366	0	5,640	(91,686)	120,320
Byford Developer Contribution Fund	3,768,119	0	20,925	(776,650)	3,012,394	4,318,647	1,447,355	20,925	(776,650)	5,010,277	4,318,647	1,630,116	183,876	0	6,132,639
Car Parking	100,574	0	527	(100,000)	1,101	101,421	0	527	(100,000)	1,948	101,421	0	3,346	0	104,767
Community Facilities	130,617	0	681	(129,000)	2,298	152,674	0	681	(150,000)	3,355	152,674	0	5,037	0	157,711
Community Grants Reserve	137,038	96,000	1,010	(202,150)	31,898	217,354	96,000	1,010	(221,267)	93,097	217,354	96,000	9,681	(79,485)	243,549
Community Infrastructure Reserve	3,698,317	602,000	24,884	(138,418)	4,186,783	3,957,781	839,597	24,884	(138,418)	4,683,844	3,957,781	873,983	157,331	0	4,989,095
Drainage Asset Management	162,574	0	944	0	163,518	163,860	0	944	0	164,804	163,860	0	5,406	0	169,266
Emergency Management	241,621	0	1,405	0	243,026	243,532	0	1,405	0	244,937	243,532	0	8,034	0	251,567
Footpaths Asset Management	688,536	0	3,999	0	692,535	495,051	0	3,999	0	499,050	495,051	0	16,332	0	511,384
Fire Asset Management	6,685	0	37	0	6,722	6,739	0	37	0	6,776	6,739	0	222	0	6,962
Investment	698,975	55,789	4,058	0	758,822	704,498	55,789	4,058	0	764,345	704,498	55,789	25,083	0	785,369
Jarrahdale Communications Tower	289,048	46,801	1,757	(22,473)	315,133	252,385	46,801	1,757	(22,473)	278,470	252,385	20,483	8,289	(22,712)	258,446
Jarrahdale Community Infrastructure Reserve	52,624	0	304	0	52,928	53,037	0	304	0	53,341	53,037	0	1,750	0	54,786
Light Fleet & Plant Acquisition	1,205,039	820,000	8,820	(1,594,000)	439,859	1,317,074	820,000	8,820	(1,685,310)	460,584	1,317,074	820,000	64,830	(385,000)	1,816,904
Local Government Election Reserve	83,323	75,000	321	(135,000)	23,644	84,083	75,000	321	(135,000)	24,404	84,083	75,000	5,248	0	164,331
Miscellaneous Developer Contribution	554,233	0	3,216	0	557,449	558,611	0	3,216	0	561,827	558,611	0	18,429	0	577,040
Multi Use Trails	18,698	0	110	0	18,808	18,844	0	110	0	18,954	18,844	0	622	0	19,465
Mundijong Whitby Shire Contribution	163,880	0	923	(47,326)	117,477	157,703	7,573	923	(47,326)	118,873	157,703	0	5,203	0	162,906
Parks & Gardens Asset Management	155,788	0	905	0	156,693	157,019	0	905	0	157,924	157,019	0	5,180	0	162,199
Public Art	165,032	100,000	1,260	(35,000)	231,292	262,569	100,000	1,260	(35,000)	328,829	262,569	0	8,006	(15,000)	255,576
Rates Revaluation	3,466	26,000	171	0	29,637	3,610	26,000	171	0	29,781	3,610	26,000	808	0	30,418
Renewable Energy	34,884	0	203	0	35,087	35,163	0	203	0	35,366	35,163	0	1,160	0	36,323
Road and Bridge Asset Management	1,135,638	20,000	6,656	0	1,162,294	1,181,660	20,000	6,656	(27,330)	1,180,986	1,181,660	0	38,833	(11,891)	1,208,601
Serpentine Jarrahdale Locality Funding	28,833	0	167	0	29,000	29,056	0	167	0	29,223	29,056	0	959	0	30,015
Serpentine Jarrahdale Sporting Precinct	330,357	0	1,918	0	332,275	332,966	0	1,918	0	334,884	332,966	0	10,985	0	343,951
Tourism	13,113	0	74	0	13,187	13,219	0	74	0	13,293	13,219	0	436	0	13,655
Unspent Grants & Contributions	0	0	0	0	0	38	0	0	0	38	38	0	0	0	38
Waste	1,688,330	0	9,778	(50,000)	1,648,108	1,716,270	0	9,778	(50,000)	1,676,048	1,716,270	0	56,622	0	1,772,892
W. Mundijong Industrial DCF	1,531,651	0	8,880	(20,441)	1,520,090	719,603	0	8,880	(20,441)	708,042	719,603	121,004	23,771	0	864,378
Oakford Fire Station	299,011	0	1,560	(299,000)	1,571	302,623	0	1,560	(299,000)	5,183	302,623	0	8,236	(109,823)	201,036
ICT Reserve	778,621	100,000	5,102	0	883,723	784,751	100,000	5,102	0	889,853	784,751	100,000	29,189	0	913,940
Public Open Space	59,512	0	346	0	59,858	60,336	0	346	0	60,682	60,336	0	1,990	0	62,327
Total Reserves	19,908,951	2,016,590	120,000	(4,784,210)	17,261,331	20,237,359	3,938,775	120,000	(5,139,016)	19,157,118	20,237,359	4,123,034	752,868	(1,457,069)	23,656,192

Shire of Serpentine Jarrahdale

Cash Back Reserve Purpose Descriptions

In accordance with Council resolutions in relation to each reserve account, the purpose for which each reserves is set aside is as follows:

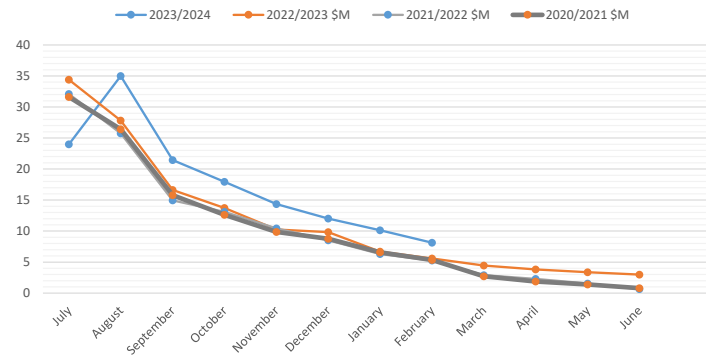
Name of Reserve	Purpose of the reserve
Administration Building Reserve	To provide for the employee accommodation requirements.
Briggs Park	To provide for the future Briggs Park development.
Buildings Asset Management Reserve	To provide funds for the upgrade, renewal, replacement and creation of new Shire facilities.
Byford BMX Track Reserve	To provide for the future Byford BMX track.
Byford Developer Contribution Reserve	To provide for future community infrastructure funded from the Byford Developer Contribution Plan.
Car Parking Reserve	To provide for future public car parking infrastructure funded from Developer contributions for cash-in-lieu of car parking.
Committed Works Reserve	To transfer unspent municipal funded expenditure on specific projects, to enable identification of carryover expenditure into the next financial year.
Community Facilities Reserve	This reserve is for the establishment of additional facilities in the community.
Community Grants Reserve	To provide funds and project management support for delivery of community infrastructure to enable individuals and community groups to build capacity within the community, encourage volunteering and youth development, and deliver sustainable, accessible and demonstrated social, environmental and economic benefits.
Community Infrastructure Reserve	To provide for future community infrastructure, matching funds from the Community Infrastructure Developer Contribution Plan.
Drainage Asset Management Reserve	To provide funds for the upgrade, renewal, replacement and creation of new Shire drainage
Emergency Management Reserve	To provide for unanticipated significant emergency services events or plant repairs.
Footpaths Asset Management Reserve	To provide funds for the upgrade, renewal, replacement and creation of new Shire footpaths
Fire Asset Management Reserve	To provide for the future additions and maintenance required for fire fighting assets and mitigation strategies.
Investment Reserve	To support economic, subdivision and tourism development opportunities for the Shire.
Jarrahdale Communications Tower Reserve	To provide for the upgrades and maintenance of the tower when required.
Jarrahdale Community Infrastructure	To provide funds for the upgrade, renewal or replacement of community assets in the Jarrahdale locality.
Light Fleet & Plant Acquisition Reserve	To provide for new and renewal of Light Fleet, Plant and Equipment as required under the replacement and acquisition program.
Local Government Election Reserve	To provide for Bi-Annual, and other interim local government election expenses.
Miscellaneous Developer Contribution Reserve	To be used to fund capital works and administration as per each agreement.
Multi Use Trails Reserve	To allow for the construction of Multi Use Trails.
Mundijong Whitby Shire Contribution Reserve	To provide towards the future contribution requirements of the Mundijong Whitby Community Development Contribution Scheme.
Oakford Fire Station Reserve	To provide funding the construction of the new Oakford Fire Station
Parks & Gardens Asset Management Reserve	To provide funds for the upgrade, renewal, replacement and creation of new Shire parks, gardens and natural reserves.
Public Art Reserve	To provide for public art development and creation
Public Open Space Reserve	To provide for future public open space funded from Developer contributions for cash-in-lieu of public open space.
Rates Revaluation Reserve	To provide for the tri-ennial Gross Rental Valuation (GRV)
Renewable Energy Reserve	This reserve is to allow Council to undertake renewable energy projects.
Road and Bridge Asset Management Reserve	To provide funds for the upgrade, renewal, replacement and creation of new Shire road and bridge infrastructure.
Serpentine Jarrahdale Locality Funding Reserve	Council initiated townscape related projects in the Serpentine Jarrahdale Shire.
Serpentine Jarrahdale Sporting Precinct Reserve	To provide funds for the Serpentine Jarrahdale Regional Sporting Precinct when grant applications require contribution funding
Tourism Reserve	To fund the implementation of the tourism strategy and development of tourism throughout the district and region.
Waste Reserve	To provide for waste management requirements and future waste infrastructure.
West Mundijong Industrial DCF Reserve	To provide for future community infrastructure funded from the West Mundijong Developer Contribution Plan.
ICT Reserve	To provide for the Shire's ICT requirements

SHIRE OF SERPENTINE JARRAHDALE

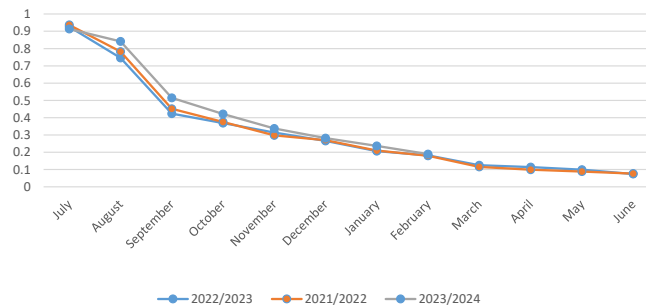
OUTSTANDING RATES REPORT

	Balances
RATES	7,043,568.37
ESL	327,027.45
DEFERRED RATES	259,837.11
POOLS	7,578.89
SANITATION	492,567.87
PREPAYMENTS	-1,533,795.28
Total	6,596,784
Less Deferred Rates	-259,837.11
BALANCE OF COLLECTIBLE RATES AS AT 30 JANUARY 2024	6,336,947
TOTAL % OF COLLECTIBLE OUTSTANDING RATES AS AT 28 FEBRUARY 2024	18.94%
TOTAL % OF COLLECTIBLE OUTSTANDING RATES AS AT 28 FEBRUARY 2023	18.22%
TOTAL GRV VALUATIONS = \$228,405,647	TOTAL UV VALUATIONS = \$1,723,330,258

Outstanding Rates Revenue



% Outstanding Collectible Rates

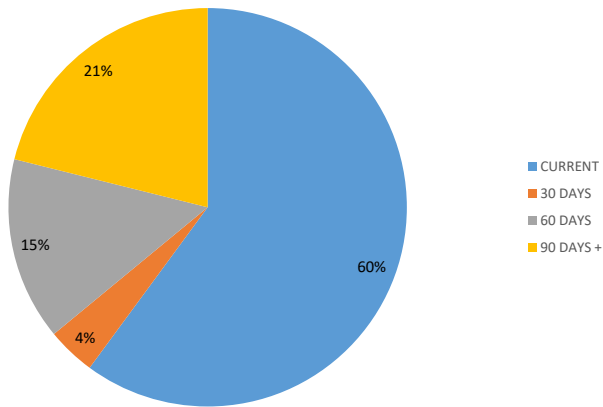


Shire of Serpentine Jarrahdale
Sundry Debtors Report as at 28 February 2024

SUMMARY OF OUTSTANDING DEBTOR DAYS

CURRENT	94,465
30 DAYS	6,186
60 DAYS	23,352
90 DAYS +	33,196
TOTAL	157,199

Outstanding Sundry Debtors



SCHEDULE OF OUTSTANDING DEBTORS OVER 90 DAYS EXCEEDING \$1,000

DEBTOR NUMBER	AMOUNT	FOR	DETAILS
10247	\$ 8,945.99	Facility Hire/Reimbursements	Debt relates to expired sublease agreement. Facilities team in final stages in resolving debt
10249	\$ 5,540.00	Recovery of costs for response to out of control fire	Finance Dept - Conducting further investigation Internally.
10109	\$ 5,095.50	Refund of Unused Grant Funding	Company has been closed down. External debt recover process has now began.
10269	\$ 1,951.61	Utility Charges	Payment received in Period 9.
10694	\$ 3,329.35	Long Service Leave Liability Recoup.	Payment received in Period 9.

**PROPOSED POSITION
Shire of Serpentine Jarrahdale**

**Schedule of Investments
As at 28 February 2024**

Portfolio by Institution	Funds Invested	% of Portfolio	Acceptable Limit
Bendigo Bank	\$ 6,108,803.51	18.17%	20.00%
Byford & Districts Community Development Services Ltd	\$ 10,000.00	0.03%	45.00%
NAB	\$ 11,759,401.92	34.98%	45.00%
Westpac	\$ 15,001,550.14	44.62%	45.00%
Peel Infrastructure Holdings Pty Ltd	\$ 25.00	0.00%	N/A
Investment in Land	\$ 730,000.00	2.17%	N/A
Telstra Ltd	\$ 11,460.00	0.03%	35.00%
Total	\$ 33,621,240.57	100.00%	

Portfolio by Short Term Credit Rating	Funds Invested	% of Portfolio	Acceptable Limit
A-1+	\$ 26,760,952.06	79.60%	100.00%
A-1	\$ 11,460.00	0.03%	100.00%
A-2	\$ 6,108,803.51	18.17%	60.00%
Unrated	\$ 740,025.00	2.20%	N/A
Total	\$ 33,621,240.57	100.00%	

