



# Monthly Financial Report September 2019



connect  
with us



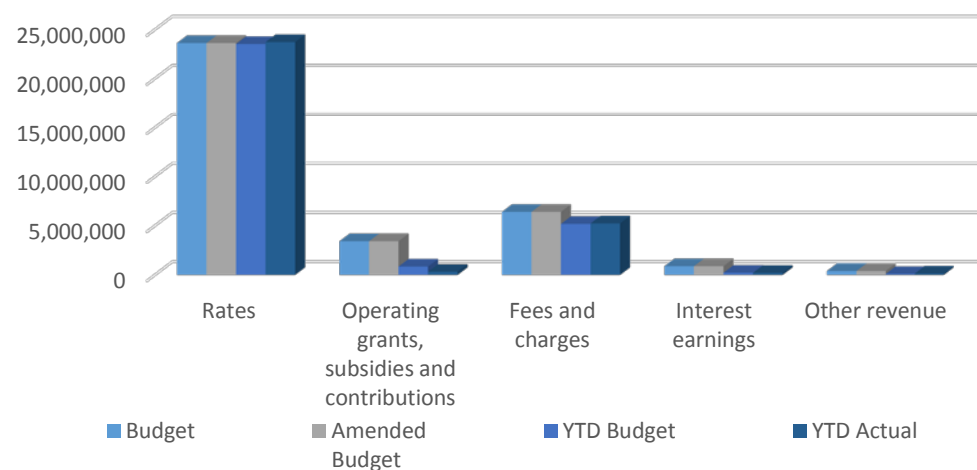
**Table of Contents**

---

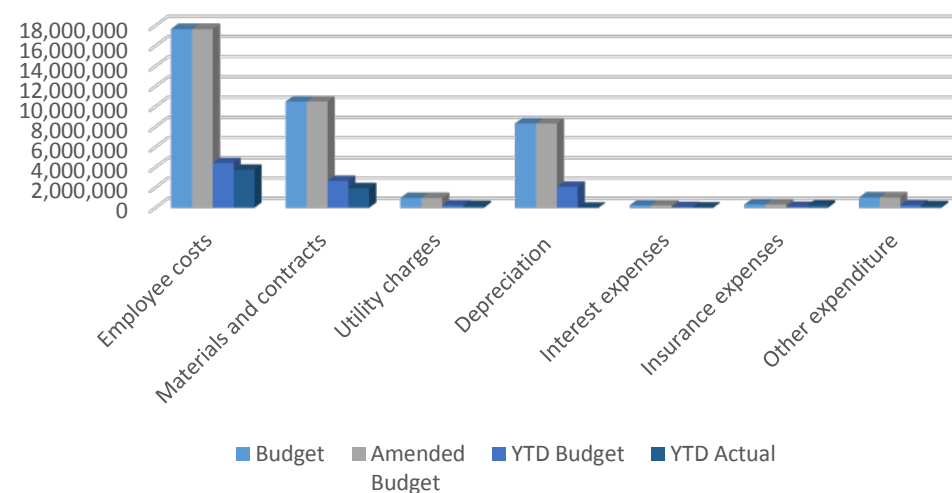
Financial Highlights	3
Statement of Financial Activity by Program	4
Statement of Financial Activity by Nature/Type	5
Statement of Net Current Assets	6
Statement of Financial Position	7
Grants, Subsidies & Contributions Register	8
Capital Expenditure Report	9
Cash Backed Reserves Report	11
Restricted Cash Report	14
Outstanding Rates Report	15
Sundry Debtors Report	16
Schedule of Investments	17



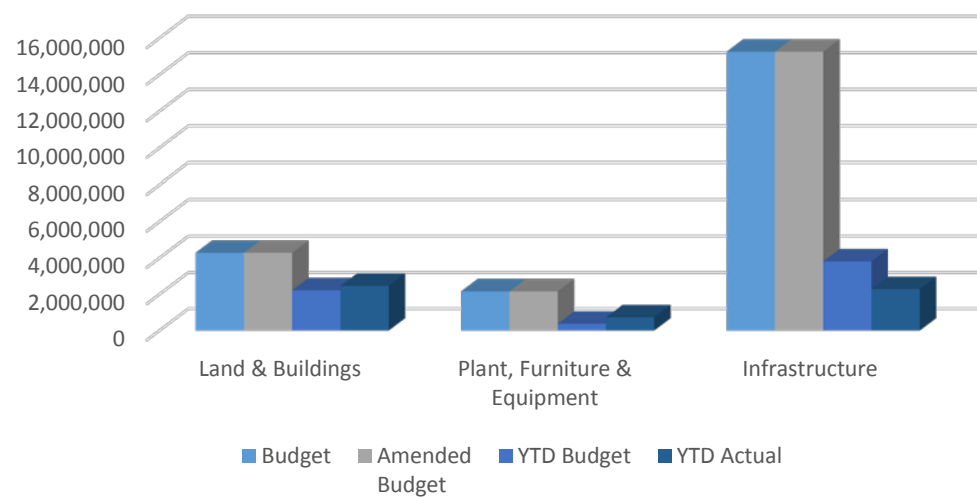
OPERATING REVENUE BY NATURE/TYPE



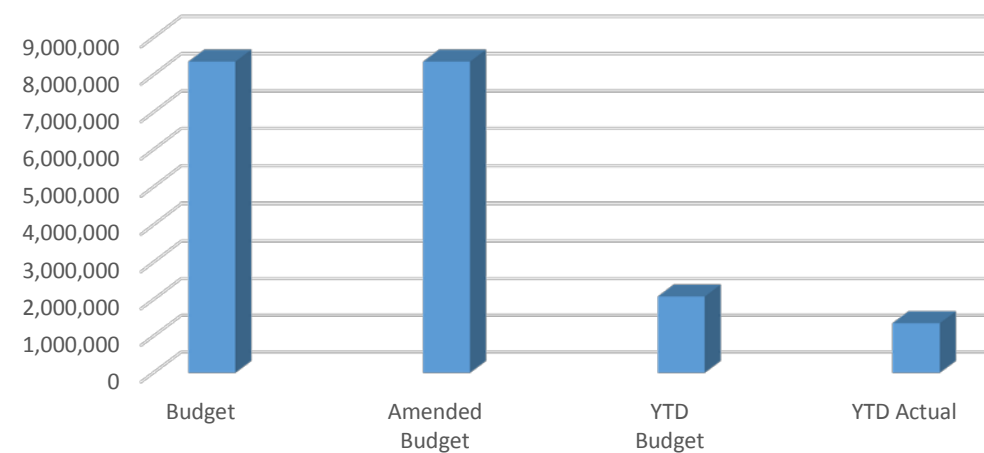
OPERATING EXPENDITURE BY NATURE/TYPE



CAPITAL EXPENDITURE



NON OPERATING GRANTS, SUBSIDIES &amp; CONTRIBUTIONS



## SHIRE OF SERPENTINE JARRAHDALE

STATEMENT OF FINANCIAL ACTIVITY  
BY PROGRAM

	Budget 2019/2020	Amended Budget 2019/2020	YTD Budget as at 30/09/2019	YTD Actual as at 30/09/2019	Variance to YTD Budget
	\$	\$	\$	\$	%
<b>REVENUE</b>					
Governance	0	0	0	1,440	0.00%
General purpose funding	27,425,440	27,425,440	24,480,725	24,390,641	-0.37%
Law, order, public safety	523,720	523,720	130,920	36,457	-72.15%
Health	212,221	212,221	49,914	67,880	35.99%
Education and welfare	800	800	198	168	-15.22%
Community amenities	5,167,738	5,167,738	4,883,536	4,845,148	-0.79%
Recreation and culture	400,470	400,470	100,062	86,347	-13.71%
Transport	357,614	357,614	89,391	33,800	-62.19%
Economic services	639,920	639,920	159,969	180,362	12.75%
Other property and services	33,801	33,801	8,445	9,090	7.64%
	<b>34,761,724</b>	<b>34,761,724</b>	<b>29,903,160</b>	<b>29,651,333</b>	<b>-0.84%</b>
<b>EXPENDITURE</b>					
Governance	(2,488,250)	(2,488,250)	(622,020)	(509,391)	-18.11%
General purpose funding	(776,954)	(776,954)	(194,223)	(190,183)	-2.08%
Law, order, public safety	(3,276,357)	(3,276,357)	(818,970)	(673,402)	-17.77%
Health	(978,032)	(978,032)	(244,279)	(309,257)	26.60%
Education and welfare	(26,125)	(26,125)	(6,522)	(11,780)	80.62%
Community amenities	(9,741,222)	(9,741,222)	(2,435,076)	(1,459,002)	-40.08%
Recreation and culture	(10,126,765)	(10,126,765)	(2,557,734)	(1,692,306)	-33.84%
Transport	(9,032,002)	(9,032,002)	(2,257,887)	(956,793)	-57.62%
Economic services	(2,384,356)	(2,384,356)	(596,025)	(453,654)	-23.89%
Other property and services	(185,494)	(185,494)	(46,104)	(0)	-100.00%
	<b>(39,015,557)</b>	<b>(39,015,557)</b>	<b>(9,778,840)</b>	<b>(6,255,768)</b>	<b>-36.03%</b>
	(4,253,833)	(4,253,833)	20,124,320	23,395,565	16.26%
Profit on asset disposals	50,136	50,136	0	0	0.00%
Loss on asset disposals	(68,494)	(68,494)	0	0	0.00%
<b>NET RESULT</b>	<b>(4,272,190)</b>	<b>(4,272,190)</b>	<b>20,124,320</b>	<b>23,395,565</b>	<b>16.26%</b>
<b>OPERATING ACTIVITIES EXCLUDED FROM BUDGET</b>					
Profit on asset disposals	(50,136)	(50,136)	0	0	0.00%
Loss on asset disposals	68,494	68,494	0	0	0.00%
Depreciation and amortisation on assets	8,327,802	8,327,802	2,081,916	0	-100.00%
<b>Amount attributable to operating activities excluded from budget</b>	<b>8,346,160</b>	<b>8,346,160</b>	<b>2,081,916</b>	<b>0</b>	<b>-100.00%</b>
<b>INVESTING ACTIVITIES</b>					
Non-operating grants, subsidies and contributions	8,358,698	8,358,698	2,085,663	1,357,140	-34.93%
Proceeds from disposal of assets	281,000	281,000	70,248	20,000	-71.53%
Purchase property, plant and equipment	(6,446,470)	(6,446,470)	(2,593,580)	(3,193,294)	23.12%
Purchase and construction of infrastructure	(15,251,757)	(15,251,757)	(3,812,880)	(2,280,483)	-40.19%
<b>Amount attributable to investing activities</b>	<b>(13,058,529)</b>	<b>(13,058,529)</b>	<b>(4,250,549)</b>	<b>(4,096,637)</b>	<b>-3.62%</b>
<b>FINANCING ACTIVITIES</b>					
Repayment of debentures	(769,000)	(769,000)	(159,390)	(159,390)	0.00%
Proceeds from new debentures	1,532,000	1,532,000	0	0	0.00%
Transfers (to)/from cash backed reserves (Restricted Assets)	3,687,206	3,687,206	(41,280)	(41,280)	0.00%
Transfers (to)/from restricted cash (Municipal)	(244,567)	(244,567)	0	0	0.00%
<b>Amount attributable to financing activities</b>	<b>4,205,639</b>	<b>4,205,639</b>	<b>(200,670)</b>	<b>(200,670)</b>	<b>0.00%</b>
MUNICIPAL SURPLUS / (DEFICIT) BROUGHT FORWARD 1 JULY 2019	4,778,920	4,778,920	4,778,920	4,351,415	-8.95%
<b>MUNICIPAL SURPLUS / (DEFICIT) CARRIED FORWARD 30 SEPTEMBER 2019</b>	<b>0</b>	<b>0</b>	<b>22,533,939</b>	<b>23,449,673</b>	<b>4.06%</b>

## SHIRE OF SERPENTINE JARRAHDALÉ

STATEMENT OF FINANCIAL ACTIVITY  
BY NATURE OR TYPE

	Budget 2019/2020	Amended Budget 2019/2020	YTD Budget as at 30/09/2019	YTD Actual as at 30/09/2019	Variance to YTD Budget
	\$	\$	\$	\$	%
<b>REVENUE</b>					
Rates	23,628,000	23,628,000	23,531,384	23,728,997	0.84%
Operating grants, subsidies and contributions	3,428,134	3,428,134	853,890	329,438	-61.42%
Fees and charges	6,410,613	6,410,613	5,194,171	5,243,020	0.94%
Interest earnings	894,000	894,000	223,494	210,290	-5.91%
Other revenue	400,977	400,977	100,221	139,588	39.28%
	<b>34,761,724</b>	<b>34,761,724</b>	<b>29,903,160</b>	<b>29,651,333</b>	<b>-0.84%</b>
<b>EXPENSES</b>					
Employee costs	(17,657,515)	(17,657,515)	(4,414,016)	(3,741,243)	-15.24%
Materials and contracts	(10,500,079)	(10,500,079)	(2,651,213)	(1,936,819)	-26.95%
Utility charges	(956,515)	(956,515)	(239,025)	(169,414)	-29.12%
Depreciation on non-current assets	(8,327,802)	(8,327,802)	(2,081,916)	0	-100.00%
Interest expenses	(237,000)	(237,000)	(59,250)	(6,178)	-89.57%
Insurance expenses	(323,344)	(323,344)	(80,712)	(250,348)	210.17%
Other expenditure	(1,013,302)	(1,013,302)	(252,708)	(151,766)	-39.94%
	<b>(39,015,557)</b>	<b>(39,015,557)</b>	<b>(9,778,840)</b>	<b>(6,255,768)</b>	<b>-36.03%</b>
	(4,253,833)	(4,253,833)	20,124,321	23,395,565	16.26%
Profit on asset disposals	50,136	50,136	0	0	0.00%
Loss on asset disposals	(68,494)	(68,494)	0	0	0.00%
<b>NET RESULT</b>	<b>(4,272,190)</b>	<b>(4,272,190)</b>	<b>20,124,321</b>	<b>23,395,565</b>	<b>16.26%</b>
<b>OPERATING ACTIVITIES EXCLUDED FROM BUDGET</b>					
Profit on asset disposals	(50,136)	(50,136)	0	0	0.00%
Loss on asset disposals	68,494	68,494	0	0	0.00%
Depreciation and amortisation on assets	8,327,802	8,327,802	2,081,916	0	-100.00%
<b>Amount attributable to operating activities excluded from budget</b>	<b>8,346,160</b>	<b>8,346,160</b>	<b>2,081,916</b>	<b>0</b>	<b>-100.00%</b>
<b>INVESTING ACTIVITIES</b>					
Non-operating grants, subsidies and contributions	8,358,698	8,358,698	2,085,663	1,357,140	-34.93%
Proceeds from disposal of assets	281,000	281,000	70,248	20,000	-71.53%
Purchase property, plant and equipment	(6,446,470)	(6,446,470)	(2,593,580)	(3,193,294)	23.12%
Purchase and construction of infrastructure	(15,251,757)	(15,251,757)	(3,812,880)	(2,280,483)	-40.19%
<b>Amount attributable to investing activities</b>	<b>(13,058,529)</b>	<b>(13,058,529)</b>	<b>(4,250,549)</b>	<b>(4,096,637)</b>	<b>-3.62%</b>
<b>FINANCING ACTIVITIES</b>					
Repayment of debentures	(769,000)	(769,000)	(159,390)	(159,390)	0.00%
Proceeds from new debentures	1,532,000	1,532,000	0	0	0.00%
Transfers (to)/from cash backed reserves (Restricted assets)	3,687,206	3,687,206	(41,280)	(41,280)	0.00%
Transfers (to)/from restricted cash (Municipal)	(244,567)	(244,567)	0	0	0.00%
<b>Amount attributable to financing activities</b>	<b>4,205,639</b>	<b>4,205,639</b>	<b>(200,670)</b>	<b>(200,670)</b>	<b>0.00%</b>
MUNICIPAL SURPLUS / (DEFICIT) BROUGHT FORWARD 1 JULY 2019	4,778,920	4,778,920	4,778,920	4,351,415	-8.95%
<b>MUNICIPAL SURPLUS / (DEFICIT) CARRIED FORWARD 30 SEPTEMBER 2019</b>	<b>0</b>	<b>0</b>	<b>22,533,939</b>	<b>23,449,673</b>	<b>4.06%</b>

## SHIRE OF SERPENTINE JARRAHDALE

## STATEMENT OF NET CURRENT ASSETS

	Budget 2019/2020	YTD Actual as at 30/09/2019	Prior Year Actual 2018/19
	\$	\$	\$
<b>CURRENT ASSETS</b>			
Cash & Cash Equivalents - Unrestricted	2,320,949	10,635,481	4,586,078
Cash & Cash Equivalents - Restricted	0	2,601,785	2,601,785
Cash & Cash Equivalents - Reserves	9,450,383	12,564,368	13,806,843
Receivables	2,247,123	17,856,016	3,021,508
Inventories	62,427	25,217	34,886
	<b>14,080,882</b>	<b>43,682,867</b>	<b>24,051,100</b>
<b>CURRENT LIABILITIES</b>			
Payables and Provisions	(4,630,499)	(5,067,041)	(3,291,058)
	<b>(4,630,499)</b>	<b>(5,067,041)</b>	<b>(3,291,058)</b>
NET CURRENT ASSET POSITION	9,450,383	38,615,826	20,760,042
Less: Restricted Cash	0	(2,601,785)	(2,601,785)
Less: Reserves	(9,450,383)	(12,564,368)	(13,806,843)
Adjustments to Net Current Assets:	0	0	0
<b>TOTAL NET CURRENT ASSETS</b>	<b>0</b>	<b>23,449,673</b>	<b>4,351,415</b>

**SHIRE OF SERPENTINE JARRAHDALE**

**STATEMENT OF FINANCIAL POSITION**

	YTD Actual as at 30/09/2019
<b>CURRENT ASSETS</b>	<b>\$</b>
Cash & Cash Equivalents	25,801,634
Trade Receivables	17,856,016
Inventories	25,217
	<b>43,682,867</b>
<b>NON-CURRENT ASSETS</b>	
Trade Receivables	164,590
Other Financial Assets	73,106
Property, Plant & Equipment	52,052,300
Infrastructure	364,602,931
Investment Property	747,182
	<b>417,640,109</b>
<b>TOTAL ASSETS</b>	<b>461,322,976</b>
<b>CURRENT LIABILITIES</b>	
Trade & Other Payables	3,369,235
Borrowings	3,493,339
Employee Related Provisions	1,697,807
	<b>8,560,380</b>
<b>NON-CURRENT LIABILITIES</b>	
Borrowings	2,687,415
Employee Related Provisions	468,578
	<b>3,155,994</b>
<b>TOTAL LIABILITIES</b>	<b>11,716,374</b>
<b>NET ASSETS</b>	<b>449,606,602</b>
<b>EQUITY</b>	
Retained Surplus	131,775,826
Reserves - Cash/Investment Backed	12,564,368
Revaluation Surplus	305,266,409
<b>TOTAL EQUITY</b>	<b>449,606,602</b>

SHIRE OF SERPENTINE JARRAHDALE  
GRANTS, SUBSIDIES & CONTRIBUTIONS REGISTER

Programme	Contribution / Grants/Subsidies	Operating / Non Operating	Description	Income Account	Original Budget \$	Amended Budget \$	YTD Actual \$	Comments
Transport	Grants / Subsidies	Non Operating	Mundijong Rd/Kargotich Rd - convert existing intersection into a single roundabout	CDA100	1,250,000	1,250,000	-	
Transport	Grants / Subsidies	Non Operating	Abernethy Rd/Kargotich Rd - Install traffic island on Abernethy Rd	CDA100	280,000	280,000	-	
Transport	Grants / Subsidies	Non Operating	Road Rehabilitation-Mundijong Road - SLK8.99 to SLK9.575	CDA100	360,000	360,000	-	
Transport	Grants / Subsidies	Non Operating	Road Rehabilitation-Rowley Road - SLK0.23 to SLK1.005	CDA100	280,000	280,000	-	
Transport	Grants / Subsidies	Non Operating	Abernethy Road - Seperable Portion 2 - Soldiers Road to SW Hwy (RRG Funded)	CDA100	164,317	164,317	-	
Transport	Grants / Subsidies	Non Operating	Blackspot - Abernethy Road - Seperable portion 2	CDA100	7,200	7,200	-	
Transport	Grants / Subsidies	Non Operating	Road resurfacing - second coat reseal - Elliott Road	CDA101	135,000	135,000	-	
Transport	Grants / Subsidies	Non Operating	Road resurfacing - second coat reseal - Gossage	CDA101	35,000	35,000	-	
Transport	Grants / Subsidies	Non Operating	Regional Road Group - Jarrahdale Road - 380m after Jubb Road to Nettleton Road - Resurfacing	CDA100	-	-	123,627	Carry Forward Project Funding
Transport	Grants / Subsidies	Non Operating	Regional Road Group - Rowley Road - From Nicholson Road to 230m East	CDA100	-	-	11,627	Carry Forward Project Funding
Transport	Grants / Subsidies	Non Operating	BlackSpot -Jarrahdale Road (SLK7.48 to SLK10.1) - Seal shoulders, provide edge lines and delineation on both sides; remove vegetation up to 2.5m from existing seal edge.	CDA102	615,000	615,000	-	
Transport	Grants / Subsidies	Non Operating	BlackSpot -Wright Road (SLK2.22 to SLK5.22) - Seal shoulders, install speed warning signs at bends, extend culvert and move the head wall, install guideposts.	CDA102	606,000	606,000	-	
Transport	Grants / Subsidies	Non Operating	BlackSpot -Kingsbury Drive (SLK23.60 to SLK25.07) - Seal shoulders, install speed warning signs at bends, extend culvert and move the head wall, install guideposts.	CDA102	388,000	388,000	-	
Transport	Grants / Subsidies	Non Operating	Blackspot - Cardup Siding Road (SLK1.01 to SLK2.26) - Seal shoulders, install speed warning signs at bends, remove roadside hazards including trees, install guideposts.	CDA102	144,000	144,000	-	
Transport	Grants / Subsidies	Non Operating	Kardan Boulevard at Ballawarra Avenue - Construct pre deflection on both approaches of Kardan Blvd	CDA102	32,308	32,308	-	
Transport	Grants / Subsidies	Non Operating	Karnup Rd (SLK3.73 to SLK6.57) - Seal shoulders 1m each side, install edge lines and install guide posts and advisory signs around the bends and straights, remove roadside hazards	CDA102	8,820	8,820	-	
Transport	Grants / Subsidies	Non Operating	Malarkey Rd (SLK 0.0 to SLK 1.02) - Install two lanes slow points on multiple locations between Abernethy Rd and Ballagar Rd *Install separation kerb between the traffic lanes and footpath*Install additional signage or delineation where the designated bridle paths cross Malarkey Rd* Install centreline with PPPMs* Upgrade lighting at intersections according AS1158	CDA102	29,369	29,369	-	
Transport	Grants / Subsidies	Non Operating	Principle Shared path along Thomas road, Byford - Alexander road, to Tonkin Highway	CDA104	122,000	122,000	-	
Transport	Grants / Subsidies	Non Operating	Path Program - PSP in Rail Reserve along soldiers Road, Byford - Abernethy to Bishop Road	CDA104	103,000	103,000	3,650	
Transport	Grants / Subsidies	Non Operating	Soldiers Road Bicycle part	CDA104	96,791	96,791	-	
Transport	Grants / Subsidies	Non Operating	Abernethy Road - Separable portion 1 - Kardan Blvd to Soldiers Road - NSRF funding	CDA105	1,330,293	1,330,293	-	
Transport	Grants / Subsidies	Non Operating	Hopeland Road and Karnup Road Intersection Improvement	CDA108	250,000	250,000	-	
Community Amenities	Grants / Subsidies	Non Operating	Nature Play and Splash park	CDA150	1,500,000	1,500,000	-	
Transport	Contribution	Non Operating	Miscellaneous Developer Contributions	DCP115	-	-	1,107,178	Mundijong DCP Developer Contributions. To be transferred to Reserve.
Transport	Grants / Subsidies	Non Operating	Briggs Park Lower Oval Upgrade	OSR404	250,000	250,000	-	
Transport	Grants / Subsidies	Non Operating	Blackspot -Malarkey Road - SLK0.0 to SLK1.02	CDA102	20,000	20,000	-	
Transport	Grants / Subsidies	Non Operating	Kargotich Road - From Leipold Road to approximately 900m north of Mundijong Road	CDA100	335,600	335,600	-	
Transport	Contribution	Non Operating	Miscellaneous Developer Contributions	CDA111	-	-	85,057	To be transferred to Reserve.
Community Amenities	Grants / Subsidies	Non Operating	Public Art Fund	TPL189	-	-	26,000	To be transferred to Reserve.
	Grants / Subsidies	Non Operating	SJ Community Rec Centre		16,000	16,000	-	
			Subtotal Non-Operating		8,358,698	8,358,698	1,357,140	

Programme	Contribution / Grant/Subsidies	Operating / Non Operating	Description	Income Account	Original Budget \$	Amended Budget \$	YTD Actual \$	Comments
Law, Order & Public Safety	Grants / Subsidies	Operating	BCITF / BRB Contributions	BUI366	8,000	8,000	968	
Recreation & Culture	Grants / Subsidies	Operating	Seniors Grant	CDO101	5,000	5,000	-	
Recreation & Culture	Grants / Subsidies	Operating	Aussport Grant	CDO101	15,100	15,100	-	18/19 Carry Forward Funding
Recreation & Culture	Grants / Subsidies	Operating	Youth Grant	CDO101	10,000	10,000	-	
Recreation & Culture	Grants / Subsidies	Operating	Lotterywest	CDO101	5,000	5,000	-	
Recreation & Culture	Grants / Subsidies	Operating	Other Community Grants	OTC250	5,000	5,000	-	
Recreation & Culture	Grants / Subsidies	Operating	Contribution - Opera at the Mill	OTC250	50,000	50,000	-	
Recreation & Culture	Grants / Subsidies	Operating	Alcoa Contribution	CDO529	35,000	35,000	-	18/19 Carry Forward Funding
General Purpose	Grants / Subsidies	Operating	WA Government Financial Assistance Grant - Untied	GPG142	1,596,000	1,596,000	188,709	
General Purpose	Grants / Subsidies	Operating	WA Government Financial Assistance Grant - Untied Roads	GPG143	1,004,000	1,004,000	128,790	
Transport	Grants / Subsidies	Operating	Main Roads WA - Direct Grant	MOR303	242,114	242,114	-	
Recreation & Culture	Grants / Subsidies	Operating	Department of Local Governement - Every Club Grant	OSR100	10,000	10,000	-	
Recreation & Culture	Grants / Subsidies	Operating	Byford Primary School - Shared use agreement	OSR101	15,000	15,000	-	
General Purpose	Grants / Subsidies	Operating	Rate Equivalent Payments	RAR131	12,500	12,500	-	
General Purpose	Grants / Subsidies	Operating	ESL Rebate	RAR151	12,800	12,800	-	
Law, Order & Public Safety	Grants / Subsidies	Operating	Local Government Grant Scheme - SES Funding	SES100	37,090	37,090	-	
Law, Order & Public Safety	Grants / Subsidies	Operating	Local Government Grant Scheme - VFB Funding	VFB100	353,030	353,030	-	
Recreation & Culture	Contribution	Operating	SJ Community Fair - Stall Holder Contribution	CDO105	-	-	9,943	
Community Amenities	Subsidies	Operating	Waste Rebate	WAS150	-	-	1,030	
	Grants / Subsidies	Operating	Public Health Plan Implementation & Promotion	HIA660	12,500	12,500	-	
			Subtotal Operating		3,428,134	3,428,134	329,438	
			Total Grants, Subsidies & Contributions		11,786,832	11,786,832	1,686,578	



SHIRE OF SERPENTINE JARRAHDALE

CAPITAL EXPENDITURE REPORT

Account	Description	Budget 2019/20	Amended Budget 2019/20	YTD Budget as at 30/09/19	YTD Actual as at 30/09/19	Variance to YTD Budget \$	Variance to YTD Budget %	Comment
LAND & BUILDINGS								
ADM905	Relocation And Upgrade Of Server Room.	13,000	13,000	3,249	-	3,249	-100.00%	
ADM907	Administration Building - Temporary Accomodation	244,630	244,630	61,155	-	61,155	-100.00%	
ADM904	Building Renewals. Administration Building - Renewal	25,000	25,000	6,249	-	6,249	-100.00%	
BPC904	Building Renewals. Briggs Park Changerooms - Refurbishment	23,000	23,000	5,748	-	5,748	-100.00%	
BPH904	Building Renewals. Briggs Park Pavilion - Internal Refurbishment	14,000	14,000	3,498	-	3,498	-100.00%	
BPK904	Building Renewals. Briggs Park Pavilion Kitchen - Major Refurbishment	40,000	40,000	9,996	-	9,996	-100.00%	
DIA900	Building Renewals. Access And Inclusion Improvements To Facilities	23,000	23,000	5,748	-	5,748	-100.00%	
JTS900	Building Renewals. Jarrahdale Historic Town Site Sign Renewal	17,473	17,473	4,368	-	4,368	-100.00%	
MPP904	Building Renewals. Landcare Building - Air Conditioner Renewal	32,000	32,000	7,998	-	7,998	-100.00%	
MUP904	Building Renewals. Mundijong Pavilion - Minor Kitchen Refurbishment	5,000	5,000	1,248	-	1,248	-100.00%	
OAK904	Building Renewals. Oakford Hall - Building Repaint	7,500	7,500	1,875	-	1,875	-100.00%	
REC905	Building Renewals. Rec Centre - Base Plates To Lighting Poles	15,000	15,000	3,750	-	3,750	-100.00%	
RSS902	Building Renewals. Serpentine Sports Reserve - Replace Water Supply Pipeline	60,000	60,000	15,000	-	15,000	-100.00%	
WEL904	Building Renewals. Mundijong Family Centre (The House) - Building Refurbishment	102,000	102,000	25,497	-	25,497	-100.00%	
BPP905	Building Upgrades. Briggs Park Pavillion Storage Upgrade	9,000	9,000	2,250	-	2,250	-100.00%	
DRC905	Building Upgrades. Disaster Recovery Centre Construction	170,000	170,000	42,498	-	42,498	-100.00%	
NMF905	Building Upgrades. New Minor Furniture & Equipment	9,000	9,000	2,250	-	2,250	-100.00%	
SJR905	Building Upgrades. SJ Community Rec Centre - Installation Of 2 X 5.5M Industrial Fans	20,000	20,000	4,998	-	4,998	-100.00%	
UAP905	Building Upgrades. Universal Access Program	25,000	25,000	6,249	-	6,249	-100.00%	
ITS912	Server Room Expansion.	59,539	59,539	14,883	37,589	-	22,706	152.56%
BDP900	Byford Dog Park.	480,150	480,150	120,033	286,001	-	165,968	138.27%
BPP900	Minor Upgrade Of Briggs Park Lower Oval. Subsoil Drains & Turf Renovations.	1,352,487	1,352,487	338,121	746,473	-	408,352	120.77%
UNC900	Purchase Of Land - Loan.	1,532,000	1,532,000	1,532,000	1,393,938	138,062	-9.01%	Settled in August 2019.
Total Land & Buildings								
		4,286,279	4,286,279	2,220,536	2,464,000	-	243,464	10.96%
PLANT & EQUIPMENT								
HIA902	Noise Meter	34,000	34,000	8,499	-	8,499	-100.00%	
ITS908	ERP System Implementation	1,260,000	1,260,000	315,000	451,750	-	136,750	43.41%
ITS910	ICT Equipment	18,191	18,191	4,545	675	3,870	-85.14%	
RPP950	4.5T C Class Truck	60,000	60,000	-	239,403	-	239,403	0.00%
RPP950	4.5T C Class Truck	60,000	60,000	-	-	-	0.00%	
RPP950	4.5T C Class Truck	60,000	60,000	-	-	-	0.00%	
RPP950	8T 4 Wheel Tipper	75,000	75,000	-	-	-	0.00%	
RPP950	8T 4 Wheel Tipper	75,000	75,000	-	-	-	0.00%	
RPP950	Out Front Mower	34,000	34,000	-	-	-	0.00%	
RPP950	Out Front Mower	34,000	34,000	-	-	-	0.00%	
RPP950	Boxtop Trailer	22,000	22,000	-	-	-	0.00%	
RPP950	Boxtop Trailer	12,000	12,000	-	-	-	0.00%	
RPP950	Boxtop Trailer	15,000	15,000	-	-	-	0.00%	
RPP950	Flat-top Trailer	26,000	26,000	-	-	-	0.00%	
RPP950	Flat-top Trailer	25,000	25,000	-	-	-	0.00%	
RPP950	Bobcat Trailer	35,000	35,000	-	-	-	0.00%	
BUI900	2015 Subaru MY15 XV 2.0i cvt (White)	45,000	45,000	-	-	-	0.00%	
CCS900	2015 Subaru Outback 2.5i (White)	45,000	45,000	-	-	-	0.00%	
ESD900	2015 Mitsubishi Challenger (White)	45,000	45,000	45,000	37,465	7,535	-16.74%	Purchase of Vehicle.
ESD900	2015 Subaru Outback (White)	45,000	45,000	-	-	-	0.00%	
ENV900	2015 Toyota Hilux Ute (White)	45,000	45,000	-	-	-	0.00%	
WOH900	2015 Subaru XV Hatch (White)	45,000	45,000	-	-	-	0.00%	
STP900	2015 Hyundai Santa Fe (White)	45,000	45,000	-	-	-	0.00%	
Total Plant, Furniture & Equipment								
		2,160,191	2,160,191	373,044	729,294	-	356,250	95.50%
TOTAL PROPERTY, PLANT AND EQUIPMENT								
		6,446,470	6,446,470	2,593,580	3,193,294	-	599,714	

SHIRE OF SERPENTINE JARRAHDALE

CAPITAL EXPENDITURE REPORT

Account	Description	Budget 2018/19	Amended Budget 2018/19	YTD Budget as at 30/09/19	YTD Actual as at 30/09/19	Variance to YTD Budget \$	Variance to YTD Budget %	Comment
INFRASTRUCTURE								
	Drainage							
DRN005	Drainage Renewals. Wright Road Mardella - Extend Culvert And Head Wall	25,700	25,700	6,423	961	5,462	-85.04%	
DRN013	Drainage Renewals. Hopkinson Road, Cardup - Extend Twin Box Culvert/Replace Head Walls	50,000	50,000	12,498	-	12,498	-100.00%	
DRN153	Drainage Renewals. Linton Street North - Upgrade Stormwater Drainage	22,225	22,225	5,556	-	5,556	-100.00%	
	Bus Shelter							
BSP900	Bus Shelter Program	20,000	20,000	4,998	-	4,998	-100.00%	
	Roads and Footpaths							
RC132	Council Funded Road Construction. Soldiers Road - Bicycle Path	193,582	193,582	48,393	-	48,393	-100.00%	
RC133	Council Funded Road Construction. Abernethy Road - Separable Portion 4 - Rail Reserve Works	659,648	659,648	164,910	-	164,910	-100.00%	
RC016	Council Funded Road Construction - Elliot Road	-	-	-	1,950	1,950	0.00%	
DCP133	Developer Subdivision Clearance Funded Road Construction. Abernethy Road Upgrade - Kardan Boulevard To Soldiers Road	5,096,250	5,096,250	1,274,061	2,221,471	947,410	74.36%	Abernethy Road Progress Claim paid in July.
FN153A	Footpath Construction - New. Linton Street - Westside From Brown To Shelley St (252M Long X 2.5M Wide)	30,000	30,000	7,500	16,711	9,211	122.81%	
FN200A	Footpath Construction - New. Thomas Road - Principle Shared Path Alexander Rd To Tonkin Hwy	250,000	250,000	62,499	-	62,499	-100.00%	
FNW200	Principal Shared Path - Thomas Road, Alexander Road to Tonkin Highway	-	-	-	4,800	4,800	0.00%	
FNW132	Footpath Construction - New. Psp In Rail Reserve Along Soldiers Road, Byford - Abernethy To Bishop Road	210,000	210,000	52,497	4,975	47,522	-90.52%	
MKR900	Minor Kerb Repairs.	15,000	15,000	3,750	-	3,750	-100.00%	
RRN010	Road Renewals. Gossage Road - Road Resurfacing Second Reseal	35,000	35,000	8,748	-	8,748	-100.00%	
RRN102	Road Renewals. Wanliss Street - Road Renewals	85,000	85,000	21,249	-	21,249	-100.00%	
RRN106	Road Renewals. Elliott Road - Road Resurfacing Second Reseal	135,000	135,000	33,750	-	33,750	-100.00%	
RRN131	Road Renewals. Park Road - Road Renewals	75,000	75,000	18,750	-	18,750	-100.00%	
RRN161	Road Renewals. North Crescent - Road Resurfacing From Park Rd	50,000	50,000	12,498	-	12,498	-100.00%	
FRN121	Footpath Renewals. Lefroy Street Footpath (Wellard St To Primary School 240M X 2.5W)	26,000	26,000	6,498	19,014	12,516	192.61%	
RG004A	Regional Road Group - Road Construction. Mundijong Rd/Kargotich Rd - Convert Existing Intersection Into Single Roundabout	1,875,000	1,875,000	468,747	-	468,747	-100.00%	
RG004B	Regional Road Group - Road Construction. Road Rehabilitation - Mundijong Road - Slk8.99 To Slk9.575	539,000	539,000	134,748	-	134,748	-100.00%	
RG133B	Regional Road Group - Road Construction. Abernethy Rd/Kargotich Rd - Install Traffic Island On Abernethy Road	420,000	420,000	104,997	-	104,997	-100.00%	
RG278B	Regional Road Group - Road Construction. Road Rehabilitation - Rowley Road - Slk 0.23 To Slk 1.005	421,000	421,000	105,246	-	105,246	-100.00%	
RRG009	Regional Road Group - Road Construction. Kargotich Road - Bishop To Scott	503,400	503,400	125,847	-	125,847	-100.00%	
RRG132	Soldiers Road - Resurfacing Between Daisy Road and Bushlar Road	-	-	-	1,414	1,414	0.00%	
RRG133	Regional Road Group - Road Construction. Abernethy Road - Soldiers Road - Road To Sw Hwy	164,317	164,317	41,079	8,289	32,790	-79.82%	
RSI160	Mead Street & Warrington Rd - School Rd Traffic Safety Improvement / Sj Rec Centre Car Park.	32,302	32,302	8,073	-	8,073	-100.00%	
RSI790	Road Safety Improvements. Minor Road Safety Initiatives	100,000	100,000	24,999	-	24,999	-100.00%	
	State Black Spot Program							
COM017	State Black Spot - Road Construction. Hopeland Rd & Karnup Rd Intersection Improvements	367,390	367,390	91,845	-	91,845	-100.00%	
SB002A	State Black Spot - Road Construction. Jarrahdale Road Blackspot (Slk7.48 To Slk10.1) Shoulder Seal, Delineage, Remove Vegetation	615,000	615,000	153,750	-	153,750	-100.00%	
SB005A	State Black Spot - Road Construction. Wright Road Blackspot (Slk2.22 To Slk5.22) Shoulder Seal, Signage, Guideposts, Culvert Extend	606,000	606,000	151,500	-	151,500	-100.00%	
SB177A	State Black Spot - Road Construction. Kingsbury Drive Blackspot (Slk23.6 To Slk25.07) Shoulder Seal , Signage, Guideposts, Extend Culvert	388,000	388,000	96,996	-	96,996	-100.00%	
SB313A	State Black Spot - Road Construction. Malarkey Road Blackspot (Slk0.0 To Slk1.0)	30,000	30,000	7,500	-	7,500	-100.00%	
SBS007	State Black Spot - Road Construction. Karnup Road - (Slk3.73 To Slk6.57) Seal Shoulders, Install Lines, Guide Posts, Signs &Remove Hazards	8,820	8,820	2,205	-	2,205	-100.00%	
SBS133	State Black Spot - Road Construction. Abernethy Road - Soldiers Road - Install Median Island	15,608	15,608	3,900	-	3,900	-100.00%	
SBS145	State Black Spot - Road Construction. Cardup Siding Road (Slk1.01 Tp Slk2.26) Blackspot Shoulder Seal, Signage, Guideposts	215,000	215,000	53,748	-	53,748	-100.00%	
SBS313	State Black Spot - Road Construction. Malarkey Rd - Install Slow Points Abernethy Rd And Ballagar Rd Kerbing, Signage, Centreline Lighting	44,053	44,053	11,013	-	11,013	-100.00%	
SBS583	State Black Spot - Road Construction. Kardan Boulevard At Ballawarra Avenue - Construct Pre Deflection On Both Approaches Of Karden Blvd	48,462	48,462	12,114	-	12,114	-100.00%	
	Parks and Gardens							
KAN900	Parks And Gardens Renewals. Kandimak Reserve - Install Table Bbq Area	20,000	20,000	4,998	-	4,998	-100.00%	
RS5903	Parks And Gardens Renewals. Serpentine Sports Reserve - Replace Bio System	15,000	15,000	3,750	900	2,850	-76.00%	
TRA900	Parks And Gardens Renewals. Trails Refurbishment	45,000	45,000	11,250	-	11,250	-100.00%	
NPS906	Parks & Gardens - New. Nature Play & Splash Park	1,800,000	1,800,000	449,997	-	449,997	-100.00%	
TOTAL INFRASTRUCTURE		15,251,757	15,251,757	3,812,880	2,280,483	1,532,397	-40.19%	
TOTAL CAPITAL EXPENDITURE		21,698,227	21,698,227	6,406,460	5,473,777	932,683	-14.56%	

## SHIRE OF SERPENTINE JARRAHDALE

CASH BACKED RESERVES  
(INCLUDES VALUE OF RESERVE FUNDED SHARES)

Name of Reserve	Actual Opening Balance 1/07/2019	Interest 2019/20	Transfer to 2019/20	Transfer (from) 2019/20	Closing Balance at Report Date	Budget Closing Balance 30/06/2020
Administration Building Reserve	507,605	1,791			509,395	327,007
Briggs Park Reserve	93,011	329			93,340	90,863
Building Asset Management Reserve	780,740	2,755			783,495	551,313
Byford BMX Reserve	264,352	933			265,285	270,480
Byford Developer Contribution Reserve	3,781,662	7,103			3,788,765	2,071,120
Car Parking Reserve	88,902	314			89,216	89,507
Committed Works Reserve	13,059	47			13,105	-
Community Facilities Reserve	515	4			519	8,352
Community Grants Reserve	343,449	1,212			344,661	40,478
Community Infrastructure Reserve	509,336	1,797			511,133	1,022,800
Drainage Asset Management Reserve	158,323	560			158,883	99,589
Emergency Management Reserve	259,292	915			260,207	227,716
Fire Asset Management Reserve	6,472	23			6,495	2,928
Footpaths Asset Management Reserve	41,642	147			41,789	41,925
Investment Reserve	686,818	2,423			689,241	322,397
Jarrahdale Communications Tower Reserve	195,503	690			196,192	209,878
Jarrahdale Community Infrastructure Reserve	50,934	180			51,113	52,193
Light Fleet & Plant Acquisition Reserve	499,121	1,767			500,888	231,991
Local Government Election Reserve	21,392	75			21,468	75,538
Miscellaneous Developer Contribution Reserve	983,000	6,477			989,477	547,984
Multi Use Trails Reserve	18,097	64			18,160	18,545
Mundijong Whitby - Shire Contribution Reserve	205,584	725			206,309	210,671
Parks & Gardens Asset Management Reserve	150,793	532			151,325	152,382
Public Art Reserve	77,327	272			77,599	79,290
Rates Revaluation Reserve	21,392	76			21,468	-
Renewable Energy Reserve	33,769	119			33,889	34,606
Road Asset Management Reserve	221,342	785			222,127	67,168
Serpentine Jarrahdale Locality Funding Reserve	27,784	98			27,882	28,472
Serpentine Jarrahdale Sporting Precinct Reserve	319,762	1,128			320,890	327,627
Tourism Reserve	24,024	325			24,349	22,802
Waste Reserve	2,158,615	7,616			2,166,231	2,224,761
<b>Total</b>	<b>12,543,618</b>	<b>41,280</b>	<b>-</b>	<b>-</b>	<b>12,584,898</b>	<b>9,450,383</b>

\*Investment Reserve includes Bendigo Bank Shares

\*\*Tourism Reserve includes Telstra Shares

See Investment Schedule for further detail

## SHIRE OF SERPENTINE JARRAHDALE

**CASH BACKED RESERVES**  
**(INCLUDES VALUE OF RESERVE FUNDED SHARES)**

In accordance with council resolutions in relation to each reserve account, the purpose for which the reserves are set aside are as follows:

<b>Name of Reserve</b>	<b>Purpose of the reserve</b>
Administration Building Reserve	To provide for the building accommodation requirements of the Administration.
Briggs Park Reserve	To provide for the future Briggs Park development as per the Briggs Park Master Plan
Buildings Asset Management Reserve	To provide for asset renewal expenditure for assets that have reached the end of their useful life.
Byford BMX Track Reserve	To provide for the future Byford BMX track.
Byford Developer Contribution Reserve	To provide for future community infrastructure funded from the Byford Developer Contribution Plan.
Car Parking Reserve	To provide for future public car parking infrastructure funded from Developer contributions for cash-in-lieu of car parking.
Committed Works Reserve	To transfer unspent municipal funded expenditure on specific projects, to enable identification of carryover expenditure into the next financial year.
Community Facilities Reserve	This reserve is for the establishment of additional facilities in the community
Community Grants Reserve	To provide funds for individuals and community groups to build capacity within the community, encourage volunteering and youth development, and deliver sustainable, accessible and demonstrated social, environmental and economic benefits.
Community Infrastructure Reserve	To provide for future community infrastructure, matching funds from the Community Infrastructure Developer Contribution Plan.
Drainage Asset Management Reserve	To ensure minimal funding gap to asset management plan requirements.
Emergency Management Reserve	To provide for unanticipated significant emergency services events or plant repairs
Footpaths Asset Management Reserve	To provide for asset renewal expenditure for assets that have reached the end of their useful life.
Fire Asset Management Reserve	To provide for the future additions and maintenance required for fire fighting assets and mitigation strategies.
Investment Reserve	To support economic, subdivision and tourism development opportunities for the Shire
Jarrahdale Communications Tower Reserve	To provide for the upgrades and maintenance of the tower when required.
Jarrahdale Community Infrastructure Reserve	To provide funds for the upgrade, renewal or replacement of community assets in the Jarrahdale locality.
Light Fleet & Plant Acquisition Reserve	To provide for the replacement of Light Fleet, Plant and Equipment as required under the replacement and acquisition program.
Local Government Election Reserve	To provide for Bi-Annual, and other interim local government election expenses.
Miscellaneous Developer Contribution Reserve	To be used to fund capital works and administration as per each agreement



## SHIRE OF SERPENTINE JARRAHDALE

**CASH BACKED RESERVES**  
**(INCLUDES VALUE OF RESERVE FUNDED SHARES)**

In accordance with council resolutions in relation to each reserve account, the purpose for which the reserves are set aside are as follows:

<b>Name of Reserve</b>	<b>Purpose of the reserve</b>
Multi Use Trails Reserve	To allow for the construction of Multi Use Trails.
Mundijong Whitby Shire Contribution Reserve	To provide towards the future contribution requirements of the Mundijong Whitby Community Development Contribution Scheme.
Parks & Gardens Asset Management Reserve	To provide for asset renewal expenditure for assets that have reached the end of their useful life.
Public Art Reserve	Public art development and provision
Rates Revaluation Reserve	To provide for the tri-ennial Gross Rental Valuation (GRV)
Renewable Energy Reserve	This reserve is to allow Council to undertake renewable energy projects.
Road Asset Management Reserve	To provide for asset renewal expenditure for assets that have reached the end of their useful life.
Serpentine Jarrahdale Locality Funding Reserve	Council initiated townscape related projects in the Serpentine Jarrahdale Shire
Serpentine Jarrahdale Sporting Precinct Reserve	To provide funds for the Serpentine Jarrahdale Regional Sporting Precinct when grant applications require contribution funding
Tourism Reserve	To fund the implementation of the tourism strategy and development of tourism throughout the district and region
Waste Reserve	To provide for waste management requirements and future waste infrastructure.

## SHIRE OF SERPENTINE JARRAHDALE

## RESTRICTED CASH

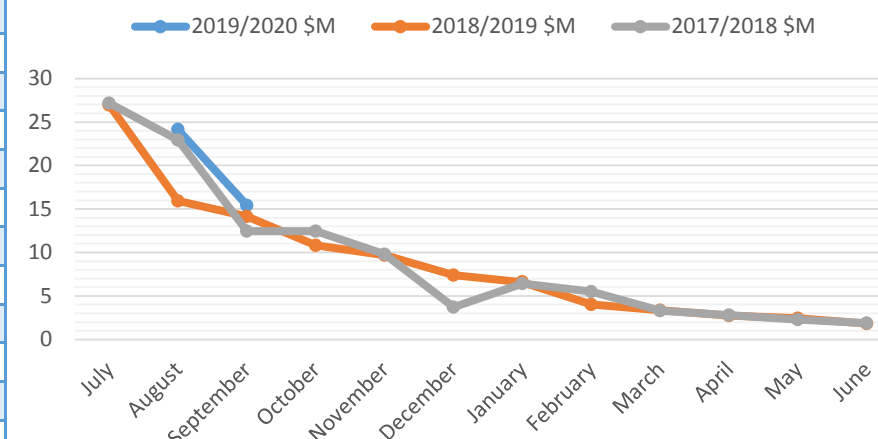
GRANT/CONTRIBUTION	Actual Opening Balance 01/07/19 \$	Interest 2019/20 \$	Received 2019/20 \$	Expended 2019/20 \$	Closing Balance 30/09/19 \$
Environmental Works - TTREE	69,556	-	-	-	69,556
Byford Youth Forum	-	-	-	-	-
Emerg. Services - Cadets	3,905	-	-	-	3,905
Emerg. Services - Family Fun Day	7,644	-	-	-	7,644
SJ Rec Centre - Byford Sport & Rec Council	2,079	-	-	-	2,079
Blackspot - Abernethy Road	2,408	-	-	-	2,408
Soldiers Road	11,703	-	-	-	11,703
Mundijong Rd/Kargotich Rd - Roundabout	5,850	-	-	-	5,850
Rowley Road Resurfacing	46,506	-	-	-	46,506
Hopeland Road & Karnup Road Intersection	92,390	-	-	-	92,390
Abernethy/Kargotich	6,608	-	-	-	6,608
Unspent Borrowings - Briggs Park/Abernethy	2,353,136	-	-	-	2,353,136
<b>Total</b>	<b>2,601,785</b>	<b>-</b>	<b>-</b>	<b>-</b>	<b>2,601,785</b>

## SHIRE OF SERPENTINE JARRAHDALE

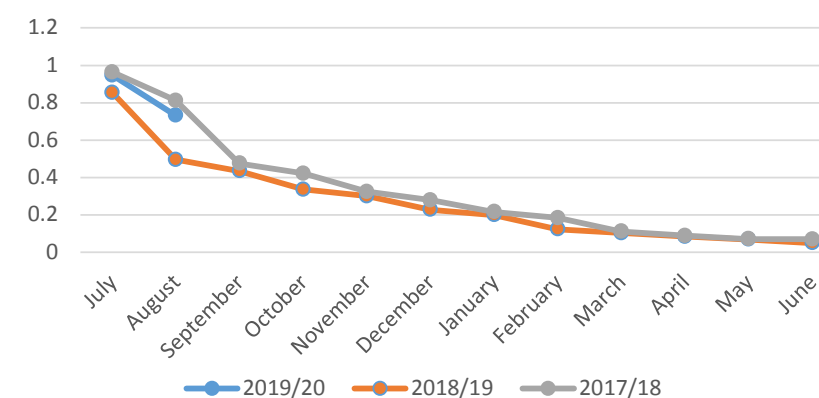
## OUTSTANDING RATES REPORT

	Levied	Receipts	Balance
Rates - Current	23,667,741.05	11,747,538.54	11,920,202.51
Rates - Arrears	1,611,947.28	322,718.53	1,289,228.75
Interest	472,783.96	78,466.67	394,317.29
Legal Charges	182,310.69	22,502.83	159,807.86
Prepayment of Rates (excess)	0.00	257,527.29	-257,527.29
Back Rates	71,973.28	8,971.48	63,001.80
Collection Admin Fee - Current	0.00	0.00	0.00
Notice of discontinuance	60.00	0.00	60.00
Dishonour Fee	14,038.01	2,365.02	11,672.99
ESL Penalty Interest Current	3,732.28	85.26	3,647.02
ESL Penalty Interest Arrears	17,204.78	3,040.08	14,164.70
Instalment Admin Fee	92,220.00	91,644.84	575.16
Instalment Interest	105,524.44	104,934.00	590.44
Payment Arrangement Admin Fee - Current	0.00	0.00	0.00
Payment Arrangement Admin Fee - Arrears	864.84	151.06	713.78
Rubbish Collection Rate - Arrears	19,156.14	3,464.54	15,691.60
Rubbish Collection Subsequent - Arrears	0.00	0.00	0.00
1st Serv. 240 l & 240L recycling	10,458.95	2,606.55	7,852.40
2nd serv. 1 x 140l rubbish	0.00	0.00	0.00
2nd serv. 1 x 240L recycling	207.00	0.00	207.00
2nd serv. 1 x 240L rubbish	0.00	0.00	0.00
2nd serv. 240L & 240L recycling	0.00	0.00	0.00
Swimming Pool Inspection - Current	107,910.00	80,105.31	27,804.69
Swimming Pool Inspection - Arrears	4,576.70	599.20	3,977.50
Waste Service 140L Rubbish - Rowley Road	1,968.00	1,623.95	344.05
Waste Service 140L Rubbish	1,863,623.34	1,547,441.72	316,181.62
Waste Service 240L Recycle - Rowley Road	1,224.00	994.50	229.50
Waste Service 240L Recycle	1,869,792.66	1,417,897.46	451,895.20
Waste Service 240L Rubbish	1,535,373.31	1,161,176.06	374,197.25
Emergency Services Levy - Current	1,683,370.33	980,085.37	703,284.96
Emergency Services Levy - Arrears	90,889.99	19,736.51	71,153.48
<b>Total number of Rateable Properties - 11816</b>	<b>33,428,951.03</b>	<b>17,855,676.77</b>	<b>15,573,274.26</b>
Less Deferred Rates - GL Account 10115010			(156,774.90)
Less Deferred ESL - GL Account 10115010			(7,814.85)
<b>BALANCE OF COLLECTIBLE RATES AS AT 30 September 2019</b>			<b>15,408,684.51</b>
TOTAL % OF COLLECTIBLE OUTSTANDING RATES AS AT 30 September 2019			46.09%
TOTAL % OF COLLECTIBLE OUTSTANDING RATES AS AT 30 September 2019			49.63%
<b>TOTAL GRV VALUATIONS = \$167,980,622</b>	<b>TOTAL UV VALUATIONS = \$1,894,665,743</b>		

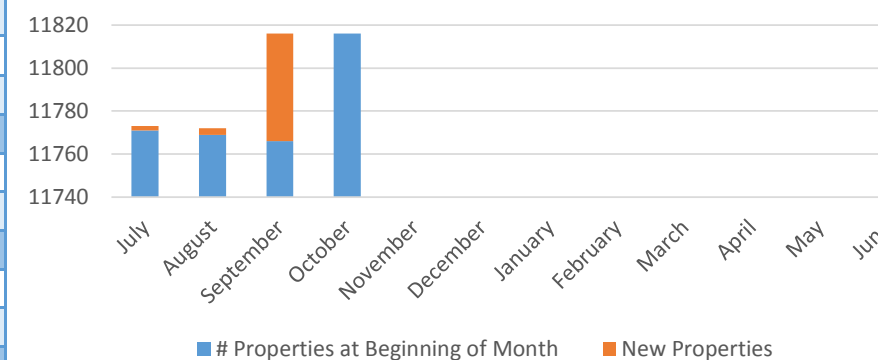
Outstanding Rates Revenue



% Outstanding Collectible Rates



No. of Rateable Properties

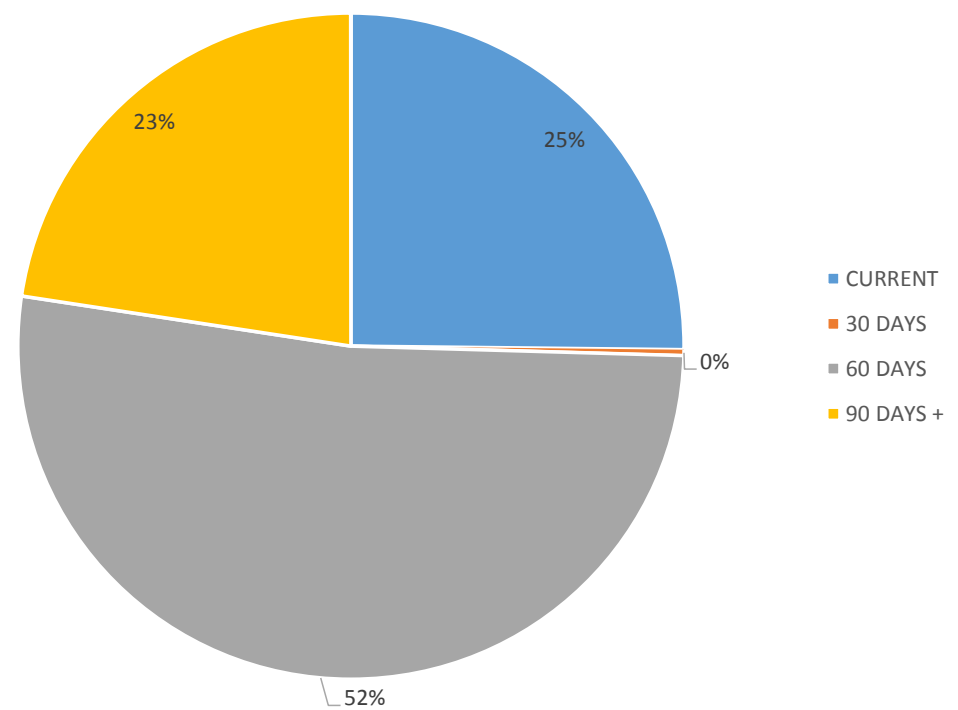


**SHIRE OF SERPENTINE JARRAHDALE  
SUNDRY DEBTORS REPORT**

**SUMMARY OF OUTSTANDING DEBTOR DAYS**

<b>CURRENT</b>	<b>538,722.65</b>
<b>30 DAYS</b>	<b>6,251.91</b>
<b>60 DAYS</b>	<b>1,111,726.69</b>
<b>90 DAYS +</b>	<b>483,491.57</b>
<b>TOTAL</b>	<b>2,140,192.82</b>

Outstanding Sundry Debtors



**SCHEDULE OF OUTSTANDING DEBTORS OVER 90 DAYS EXCEEDING \$1,000**

DEBTOR NUMBER	AMOUNT	FOR	DETAILS
192	\$ 2,000.00	Clubs contribution to Mundijong Changerooms	It has been agreed with the Mundijong Centrals Committee that they will pay \$1,000 on 1 July every year until the balance is finalised. Statement and letter sent 1 July 2019.
1080	\$ 1,011.15	Penalties under the Dog Act	Regular court ordered payments were to commence end of May 2015. Debtor is unavailable.
1105	\$ 2,321.00	Recovery of costs for installation of Firebreaks	Sent to Debt Collection Agency.
1128	\$ 1,210.00	Removal and disposal of illegally dumped waste	Sent to Debt Collection Agency.
1202	\$ 15,968.20	Recovery of costs for installation of Firebreaks	Company deregistered. At Supreme Court to sell the property.
1204	\$ 1,540.00	Recovery of costs for installation of Firebreaks	Fire and Emergency to decide on legal action.
1213	\$ 5,540.00	Recovery of costs for response to out of control fire	Debt Collection Agency requested copy of letter from client's lawyers. Fire & Emergency preparing a brief.
1505	\$ 1,342.00	Urban Water Management Plan Submission	Company have contacted lawyers. Now a SAT matter.
1516	\$ 3,036.00	Proposed Expansion Poultry Farm	Final notice sent. Planning has followed up. Company states will pay. Have changed name on invoice to Company involved, not the Planning Group.
1024	\$ 8,250.00	Contribution towards Cricket Wicket	Community services following up.
455	\$ 2,900.00	Reimbursement Building Insurance	Business Currently Closed.
1658	\$ 1,740.00	Oval Hire	Community services following up.
1766	\$ 1,053.95	Oval Hire	Community services following up.
1789	\$ 1,020.00	Recovery of Costs - Illegally Dumped Waste	Final Notice sent.
1023	\$ 2,750.00	Cemetery Burial Costs	Final Notice sent.
1690	\$ 378,644.00	Subdivision Contribution	Developer has requested extension.
1192	\$ 2,217.50	Hall Hire	Community Services Following Up
1809	\$ 20,000.00	Construction Bond	Infrastructure to follow up. Final notice has been sent.
1762	\$ 1,322.75	Hall Hire	Community Services to follow up.
11025	\$ 4,320.00	Hall Hire	Community Services to follow up.
651	\$ 4,760.31	Workcare	Payroll to follow up



## SHIRE OF SERPENTINE JARRAHDALE

## SCHEDULE OF INVESTMENTS

Portfolio by Institution	Funds Invested	% of Portfolio	Acceptable Limit
ANZ	402,753.28	1.78%	45%
Bankwest	2,328,030.97	10.31%	45%
Bendigo Bank	3,671,913.70	16.27%	20%
Byford & Districts Community Development Services Ltd	10,000.00	0.04%	45%
NAB	6,553,788.70	29.03%	45%
Westpac	8,850,353.23	39.20%	45%
Peel Infrastructure Holdings Pty Ltd	25.00	0.00%	N/A
Telstra Ltd	10,530.00	0.05%	35%
Investments in Land	747,182.08	3.31%	N/A
<b>Total</b>	<b>22,574,576.96</b>	<b>100.00%</b>	

Portfolio by Short Term Credit Rating	Funds Invested	% of Portfolio	Acceptable Limit
A-1+	18,134,926.18	80.33%	100%
A-1	10,530.00	0.05%	100%
A-2	3,671,913.70	16.27%	60%
Unrated	757,207.08	3.35%	N/A
<b>Total</b>	<b>22,574,576.96</b>	<b>100.00%</b>	

